


2021 Product Catalog

– High pressure washers and vacuum cleaners





Nilfisk – with you all the way

Every day, throughout the world, people need clean workplaces, institutions, factories, hospitals, schools, airports and homes. As global populations grow larger, and living standards improve, the demand for cleaning increases.

Since Nilfisk was founded, we have been determined to meet these demands with products and services of the highest quality worldwide. As a result businesses, public institutions and private households all over the world continue to rely on Nilfisk to keep their facilities safe, their office environments productive and their homes clean. In short, we are committed to clearing the way for a safer, cleaner and more productive every day.

Sustainable cleaning

At Nilfisk we believe, that one of the key drivers for sustainable cleaning is achieving more with less. Less energy, less water and less detergent. This will reduce costs for you as our customer, whilst simultaneously reducing our environmental footprint.

Working responsibly is a key priority for Nilfisk. We have signed the United National Global Compact and Carbon Disclosure Project and as a consequence, we actively work on lowering our carbon footprint and closely monitor our resource consumption.

All of our production facilities are certified under ISO 9001 and ISO 14001, which ensures a standardized approach to production and the necessary environmental management system.

Making your business smarter

Today, new technologies are radically changing industries. And how we clean in the years to come will be different from the way we clean today. Data will enable us predict the need for cleaning; autonomous solutions will provide more precise outcomes and connected products will enable our more than 700 trained service technicians to deliver even better maintenance.

At Nilfisk we strive to be at the forefront of this technological development for the benefit of your business. We have dedicated engineers and product developers all over the world, who are working around the clock creating innovative cleaning technologies and solutions. Ensuring that we meet your cleaning needs and that we provide the best possible quality of clean – both today and tomorrow. Which is why, we have made it our vision to lead intelligent cleaning to make your business smarter.



Index

Pressure Washers

Contents	
MC 2C	7
MC 3C	8
MC 4M	9
MC 5M PA-FA	10
MC 5M PA-FA	11
MC 6P FA	12
MC 7P FA	13
MC 8P	14
MH 3C	15
MH 3M PA	16
MH 4M FA/PA	17
MH 5M	18
MH 5M E	19
MH 6P	20
MH 7P	21
MH 8P	22
SC UNO 4M	23
SC UNO 5M, 6P & 7P	24
SC DUO 6P & 7P	25
SC DELTA 6P	26
SC DELTA 8P	27
SH SOLAR D	28
SH SOLAR E	29
SH SOLAR G	30
SH TRUCK	31
SH AUTO 5M	32
MC PE / DE	33
MH PE / DE	35
Liquid sprayers	36
HydroScrub	37
MERLION	38
MERMAID	39
Increased flexibility with Nilfisk Accessories & Options	40
Accessories for Pressure Washers	42
Detergent	82

Vacuum Cleaners

SALTIX 10	87
MAXXI II 35 WD	88
MAXXI II 55 WD	89
MAXXI II 75 WD	90
AERO 21 / AERO 21 INOX	91
AERO 26	92
AERO 31 INOX	93
ATTIX 30	94
ATTIX 40 INOX	95
ATTIX 50	96
ATTIX 33	97
ATTIX 44	98
ATTIX 7	99
ATTIX 7 LIQUID VACUUM	100
ATTIX 961-01	101
ATTIX 965-21 SD XC	102
ATTIX 115 & 125	103
ATTIX 145 & 155	104
SELF-SERVICE (SB) VACUUMS	105
ATTIX 33 M-H	108
ATTIX 44 M-H	109
ATTIX 7 – M-CLASS	110
H-CLASS	111
ATTIX 965 H/M SD XC	112
Accessory sets for Vacuum cleaners	114
Accessories for Vacuum cleaners	122
TYPE 22	150
ATTIX 995 H/M TYPE 22	151
Accessories for Vacuum cleaners	152

Consumer

C 100.7	157
C 110.7/ C 110.7 X-TRA	158
C 120.7	159
C 125.7 X-TRA	160
C 135.1i	161
Core 125	162
Core 130	163
Core 140	164
D-PG 140.4 X-TRA	167
D 140.4 X-TRA	168
E 150.2	169
E 145.4	170
E 160.1	171
P 180	172
P 190	173
Accessories for Pressure washers	174
Nilfisk Buddy II 12	178
Nilfisk Buddy II 18	179
Nilfisk Buddy II 18 Inox	180
Nilfisk Buddy II 18 T	181
Multi II 22	182
Multi II 30 T	183
Accessories for Vacuum cleaners	184
Nilfisk Supreme All-in-1 150/250/LCD	186
Nilfisk Supreme All-in-1 150/250/LCD	187
Nilfisk Supreme 100	188
Nilfisk Supreme LCD	189
Nilfisk Supreme 250	190
Nilfisk Supreme 150	191
Accessories for Vacuum cleaners	192
Professional service	194





Ideal cold water cleaning for everyday tasks

- Automatic Start/stop
- Ergo accessory concept
- Brass cylinder head for long life
- Steel reinforced High Pressure Hose (standard 10 m, XT 15 m)
- Detergent injector hose and doser
- Removable integrated detergent tank (2 l)
- Water flow regulation
- Adjustable transport handle

The MC 2C range is destined for low intensity use and routine cleaning tasks. They offer excellent cleaning performance, professional spray equipment, good storage facilities and handling.



TECHNICAL DATA	MC 2C-120/520 T	MC 2C-120/520 XT	MC 2C-140/610 XT	MC 2C-150/650	MC 2C-150/650 XT
Recommended avg. hours of use per day	1	1	1	1	1
Pump pressure (bar/MPa)	120/12	120/12	140/14	150/15	150/15
Cleaning impact (kg/force)	2.2	2.2	2.5	2.9	2.9
Water flow Qmax/Qiec (l/h)	520/470	520/470	610/540	650/570	650/570
Max. inlet temperature (°C)	60	60	60	60	60
Length x width x height (mm)	394x391x955	394x391x955	394x391x955	394x391x955	394x391x955
Weight (kg)	27	28.1	28.1	26.3	28.1
El cable (m)	5	5	5	5	5
Nozzle size	.0350	.0350	.0370	.0370	.0370
Power consumption (kW)	2.3	2.3	2.9	3.3	3.3
Voltage/phase/frequency/current (V~/HZ/A)	230/1/50/10	230/1/50/10	230/1/50/12.6	230/1/50/14.5	230/1/50/14.5
Detergent tank (l)	2	2	2	2	2
FEATURES					
Single-phase	•	•	•	•	•
Ergo accessory system	•	•	•	•	•
Hose reel		•	•		•
Brass cylinder head	•	•	•	•	•
Automatic start/stop	•	•	•	•	•
Water flow regulation	•	•	•	•	•
STANDARD EQUIPMENT					
GARDENA COMPATIBLE MALE 3/4" ACCESSORY	106404529	106404529	106404529	106404529	106404529
HOSE DN6 10M 1W FOR P-2	126528620			126528620	
HP-HOSE DN6 15M SWIVEL-3/8 F. HOSE REEL		101406176	101406176		101406176
ERGO 2000 STANDARD W. HOSE SWIVEL	106403122	106403122	106403122	106403122	106403122
FLEXOPOWER PLUS 960 W/O NOZZLE BLUE				106408229	
4-IN-1 LANCE INCL 0350 ALUMINUM HEAD	106408251	106408251			
4-IN-1 LANCE INCL 0370 ALUMINUM HEAD			106408252		106408252
NOZZLE 0370 INDICATION RING BRONZE				101119737	
ITEM NO.	128470180	128470136	128470135	128470140	128470138



Compact cold water high pressure washer with external FoamSprayer detergent system

- Powered by a 2800 rpm high-quality motor pump
- Brass pump head and three stainless steel pistons
- Pressure activated unloader system
- Pump oil tank with oil level sight and fill/empty function
- Easy opening and removing of cabinet for access to the pump
- Innovative holder protects Spray Gun from damage during storage and transport
- Turnable cable hook for easier removal and wind-up of power cable
- Robust design with larger 250 mm wheels optimizes transport over rough surfaces and steps
- Aluminum lifting bar

MC 3C is designed for light, general cleaning tasks and is the ideal choice for tradesmen, small building companies, small garages and farms. This range is equipped with a professional 2800 rpm motor pump unit with stainless steel pistons for light cleaning tasks, developed for low to medium intensity use.



TECHNICAL DATA	MC 3C-150/660	MC 3C-150/660 XT	MC 3C-160/770	MC 3C-170/820	MC 3C-170/820 XT
Recommended avg. hours of use per day	3	3	3	3	3
Pump pressure (bar/MPa)	150/15	150/15	160/16	170/17	170/17
Cleaning impact (kg/force)	3	3	3.6	4	4
Water flow Q _{max} /Q _{iec} (l/h)	660/600	660/600	770/700	820/750	820/750
Max. inlet temperature (°C)	60	60	60	60	60
Length x width x height (mm)	382x382x1017	382x382x1017	382x382x1017	382x382x1017	382x382x1017
Weight (kg)	36	38	36	36	38
El cable (m)	5	5	5	5	5
Nozzle size	.0370	.0370	25045	.0435	.0435
Power consumption (kW)	3.5	3.5	4	4.4	4.4
Voltage/phase/frequency/current (V~/HZ/A)	230/1/50/15	230/1/50/15	400/3/50/7.1	400/3/50/7.4	400/3/50/7.4
FEATURES					
Hose reel		•			•
Hose storage holders	•		•	•	
Spray Gun Holder	•	•	•	•	•
Cable Hook, turnable	•	•	•	•	•
Lock for Hose Reel		•			•
Foam Sprayer	•	•		•	•
Detergent Canister 2.5 ltr	•	•		•	•
STANDARD EQUIPMENT					
ERGO COUPLING KIT	101119496	101119496	101119496	101119496	101119496
GARDENA COMPATIBLE MALE 3/4" ACCESSORY	106404529	106404529	106404529	106404529	106404529
10 M WIRE HOSE DN6	301002275		301002275	301002275	
HP-HOSE DN6X15M MC 3-4		107142542			107142542
HOSE REEL FOR MC 3-4		107145803			107145803
ERGO 2000 STANDARD W. HOSE SWIVEL	106403122	106403122	106403122	106403122	106403122
FLEXOPOWER PLUS 990 W/O NOZZLE BLUE	106408228			106408228	
UNIVERSAL PLUS LANCE 940 BEND W/O NOZZ			106403036		
4-IN-1 LANCE INCL 0370 ALUMINUM HEAD		106408252			
4-IN-1 LANCE INCL 0435 ALUMINUM HEAD					106408254
HP-NOZZLE 1/8-27NPT MEG 25045			107142579		
NOZZLE 0370 INDICATION RING BRONZE	101119737				
NOZZLE 0435 INDICATION RING BLUE				101119739	
DETERGENT TANK W. SEALING CAP - 2.5 LTR.	106403162	106403162		106403162	106403162
ITEM NO.	107146376	107146380	107146381	107146382	107146384



Mid range cold water high pressure washer with external FoamSprayer detergent system

- Powered by a 1450 rpm high-quality motor pump
- Brass pump head and three ceramic coated pistons
- Pressure activated unloader system
- Pump oil tank with oil level sight and fill/empty function
- Easy opening and removing of cabinet for access to the pump
- Innovative holder protects Spray Gun from damage during storage and transport
- Turnable cable hook for easier removal and wind-up of power cable
- Robust design with larger 250 mm wheels optimizes transport over rough surfaces and steps
- Aluminum lifting bar

MC 4M is designed for light, general cleaning tasks and is the ideal choice for tradesmen, small building companies, small garages and farms. This range is equipped with a professional 1450 rpm motor pump unit with ceramic coated pistons, developed for low to medium intensity use.



TECHNICAL DATA	MC 4M-140/620	MC 4M-160/620	MC 4M-160/620 XT	MC 4M-180/740	MC 4M-180/740 XT
Recommended avg. hours of use per day	4	4	4	4	4
Pump pressure (bar/MPa)	140/14	160/16	160/16	180/18	180/18
Cleaning impact (kg/force)	2.8	2.9	2.9	3.6	3.6
Water flow Qmax/Qiec (l/h)	620/580	620/560	620/560	740/660	740/660
Max. inlet temperature (°C)	60	60	60	60	60
Length x width x height (mm)	382x382x1017	382x382x1017	382x382x1017	382x382x1017	382x382x1017
Weight (kg)	39	39	41	40	42
El cable (m)	5	5	5	5	5
Nozzle size	25035	.0340	.0340	.0370	.0370
Power consumption (kW)	2.9	3	3	4	4
Voltage/phase/frequency/current (V~/HZ/A)	230/1/50/12.5	230/1/50/13.4	230/1/50/13.4	400/3/50/7.4	400/3/50/7.7
FEATURES					
Hose reel			•		•
Spray Gun Holder	•	•	•	•	•
Cable Hook, turnable	•	•	•	•	•
Lock for Hose Reel			•		•
Foam Sprayer		•	•	•	•
Detergent Canister 2.5 ltr		•	•	•	•
STANDARD EQUIPMENT					
BRACKET F. DETERGENT TANK 2.5L		107142505	107142505	107142505	107142505
ERGO COUPLING KIT	101119496	101119496	101119496	101119496	101119496
GARDENA COMPATIBLE MALE 3/4" ACCESSORY	106404529	106404529	106404529	106404529	106404529
10 M WIRE HOSE DN6	301002275	301002275		301002275	
HP-HOSE DN6X15M MC 3-4			107142542		107142542
HOSE REEL FOR MC 3-4			107145803		107145803
ERGO 2000 STANDARD W. HOSE SWIVEL	106403122	106403122	106403122	106403122	106403122
FLEXOPOWER PLUS 990 W/O NOZZLE BLUE		106408228		106408228	
UNIVERSAL PLUS LANCE 940 BEND W/O NOZZ	106403036				
4-IN-1 LANCE INCL 0340 ALUMINUM HEAD			106408250		
4-IN-1 LANCE INCL 0370 ALUMINUM HEAD					106408252
HP-NOZZLE 1/8-27NPT MEG 25035	107142577				
NOZZLE 0340 INDICATION RING VIOLET		101119735			
NOZZLE 0370 INDICATION RING BRONZE				101119737	
DETERGENT TANK W. SEALING CAP - 2.5 LTR.		106403162	106403162	106403162	106403162
HOLDER F. FOAM GUN		107142504	107142504	107142504	107142504
ITEM NO.	107146395	107146400	107146403	107146406	107146410



Innovative and versatile mid range cold water high pressure washers

- Tough and sturdy design with 30 mm steel frame
- Optimal storage and transport with foldable handle and easy lifting points
- High mobility with large rear wheels and most models with front castor wheel or a foot
- Easy accessibility to pump, optimal service concept
- Ergonomic accessory concept
- 1450 rpm motor and 3 ceramic piston pump for intense use
- Ergonomic accessory concept

The MC 5M PA-FA mid range are the most versatile partners for demanding customers in agriculture, industry, construction and automotive. The MC 5M range succeeds in combining an unmatched level of mobility and ease of use with unbeatable robustness, optimal service and great storage features.



TECHNICAL DATA	MC 5M-180/840	MC 5M-180/840 XT	MC 5M-200/1000	MC 5M-200/1000 XT	MC 5M-200/1050
Recommended avg. hours of use per day	5	5	5	5	5
Pump pressure (bar/MPa)	180/18	180/18	200/20	200/20	200/20
Cleaning impact (kg/force)	4.1	4.1	5.3	5.3	5.6
Water flow Qmax/Qiec (l/h)	840/760	840/760	1000/940	1000/940	1050/960
Max. inlet temperature (°C)	60	60	60	60	60
Length x width x height (mm)	735x570x1020	890x570x1020	735x570x1020	890x570x1020	735x570x1020
Weight (kg)	66	72	71	76	73
El cable (m)	5	5	5	5	5
Nozzle size	.0400	.0400	.0500	.0500	.0500
Power consumption (kW)	4.8	4.8	6.1	6.1	6.1
Voltage/phase/frequency/current (V~/HZ/A)	400/3/50/8.5	400/3/50/8.5	400/3/50/11.4	400/3/50/11.4	400/3/50/11.4
FEATURES					
Detergent tank					•
Hose reel		•		•	
Parking brake					•
Automatic start/stop	•	•	•	•	•
2 x detergent injector					
Water flow regulation					•
1 x detergent injector					•
STANDARD EQUIPMENT					
ERGO COUPLING KIT	101119496	101119496	101119496	101119496	101119496
HOSE NOZZLE 20R3/4	61369	61369	61369	61369	61369
10 M WIRE HOSE DN6	301002275		301002275		
HP-HOSE DN6 15M 3/8-3/8 F. QUICK COUPL		101406175		101406175	
HOSE DN8 1 WIRE 10M W.ERGO FEMALE COUPL.					101405770
ERGO 2000 STANDARD W. HOSE SWIVEL	106403122	106403122	106403122	106403122	106403122
TORNADO PLUS 1120 BEND W/O NOZZLE					106403010
FLEXOPOWER PLUS 1120 W/O NOZZLE BLUE	106408227	106408227	106408227	106408227	
TURBOHAMMER PLUS 1115 STRAIGHT W12 0400		106403002			
TURBOHAMMER PLUS 1130 STRAIGHT W12 0500				106403003	
NOZZLE 0400 INDICATION RING METAL GREY	101119738	101119738			
NOZZLE 0500 INDICATION RING YELLOW			101119741	101119741	101119741
ITEM NO.	107146705	107146708	107146727	107146728	107146711



Innovative and versatile mid range cold water high pressure washers

- Tough and sturdy design with 30 mm steel frame
- Optimal storage and transport with foldable handle and easy lifting points
- High mobility with large rear wheels and most models with front castor wheel or a foot
- Easy accessibility to pump, optimal service concept
- Ergonomic accessory concept
- 1450 rpm motor and 3 ceramic piston pump for intense use
- Ergonomic accessory concept

The MC 5M PA-FA mid range are the most versatile partners for demanding customers in agriculture, industry, construction and automotive. The MC 5M range succeeds in combining an unmatched level of mobility and ease of use with unbeatable robustness, optimal service and great storage features.



TECHNICAL DATA	MC 5M-200/1050 FA	MC 5M-200/1050 XT	MC 5M-220/1130	MC 5M-220/1130 FA	MC 5M-220/1130 XT
Recommended avg. hours of use per day	5	5	5	5	5
Pump pressure (bar/MPa)	200/20	200/20	220/22	220/22	220/22
Cleaning impact (kg/force)	5.6	5.6	6.2	6.2	6.2
Water flow Qmax/Qiec (l/h)	1050/960	1050/960	1130/1040	1130/1040	1130/1040
Max. inlet temperature (°C)	60	60	60	60	60
Length x width x height (mm)	735x570x1020	890x570x1020	735x570x1020	735x570x1020	890x570x1020
Weight (kg)	73	78	78	79	85
El cable (m)	5	5	5	5	5
Nozzle size	.0500	.0500	.0530	.0530	.0530
Power consumption (kW)	6.1	6.1	7.4	7.4	7.4
Voltage/phase/frequency/current (V~/~/HZ/A)	400/3/50/11.4	400/3/50/11.4	400/3/50/13.3	400/3/50/13.3	400/3/50/13.3
FEATURES					
Detergent tank	•	•	•	•	•
Hose reel		•			•
Parking brake	•	•	•	•	•
Automatic start/stop	•	•	•	•	•
2 x detergent injector		•	•	•	•
Water flow regulation	•	•	•	•	•
1 x detergent injector	•				
STANDARD EQUIPMENT					
ERGO COUPLING KIT	101119496	101119496	101119496	101119496	101119496
HOSE NOZZLE 20R3/4	61369	61369	61369	61369	61369
HOSE DN8 1 WIRE 10M W.ERGO FEMALE COUPL.	101405770		101405770	101405770	
HOSE DN8 1 WIRE 15M W.ERGO FEMALE COUPL.		301001100			
HOSE DN8 1 WIRE 20M W.ERGO FEMALE COUPL.					301001101
ERGO 2000 STANDARD W. HOSE SWIVEL	106403122	106403122	106403122	106403122	106403122
TORNADO PLUS 1120 BEND W/O NOZZLE	106403010	106403010	106403010	106403010	106403010
TURBOHAMMER PLUS 1125 STRAIGHT W11 0550					106402292
TURBOHAMMER PLUS 1130 STRAIGHT W12 0500		106403003			
NOZZLE 0500 INDICATION RING YELLOW	101119741	101119741			
NOZZLE 0530 INDICATION RING RED			101119742	101119742	101119742
ITEM NO.	107146714	107146716	107146718	107146721	107146722



Premium performance, lifetime and ergonomics

- NA6 4 ceramic piston pump with 80°C inlet temp
- Tough and sturdy design with 30mm steel frame
- Optimal storage and transport with foldable handle and easy lifting points
- High mobility with large rear wheels and front castor wheel
- Easy accessibility to pump, optimal service concept
- Ergonomic accessory concept
- Flow activated control system
- Low pump oil safety function
- Water adjustment at pump head
- 2 way chemical dosing valve
- 2 detergent tanks

The MC 6P industrial class cold water pressure washers bring together unbeatable lifetime, high cleaning performance and optimal ergonomics for the most all-round and value for money range of heavy duty cleaners for demanding customers in industry, heavy agriculture, shipping, transport and food industry.



TECHNICAL DATA	MC 6P-170/1600 FA	MC 6P-170/1600 FAXT	MC 6P-180/1300 FA	MC 6P-180/1300 FAXT	MC 6P-200/1100 FAXT	MC 6P-250/1100 FA	MC 6P-250/1100 FAXT
Recommended avg. hours of use per day	6	6	6	6	6	6	6
Pump pressure (bar/MPa)	170/17	170/17	180/18	180/18	200/20	250/25	250/25
Cleaning impact (kg/force)	7.9	7.9	6.5	6.5	5.6	6.4	6.4
Water flow Qmax/Qiec (l/h)	1600/1500	1600/1500	1300/1200	1300/1200	1100/1000	1100/1010	1100/1010
Max. inlet temperature (°C)	80	80	80	80	80	80	80
Length x width x height (mm)	775x570x1020	930x570x1020	775x570x1020	930x570x1020	930x570x1020	775x570x1020	930x570x1020
Weight (kg)	89	96	86	93	85	89	96
El cable (m)	8	8	8	8	5	8	8
Nozzle size	.0950	.0950	.0700	.0700	.0550	.0475	.0475
Power consumption (kW)	8.8	9	7.4	7.7	7.3	8.3	8.8
Voltage/phase/frequency/current (V~/HZ/A)	400/3/50/16	400/3/50/16	400/3/50/14.5	400/3/50/14.5	400/3/50/13	400/3/50/15	400/3/50/15.5
FEATURES							
Hose reel		•		•	•		•
Food industry wheels and hose							
Pump oil warning system	•	•	•	•	•	•	•
Delayed automatic start stop	•	•	•	•	•	•	•
2 x detergent injector	•	•	•	•	•	•	•
STANDARD EQUIPMENT							
ERGO COUPLING KIT	101119496	101119496	101119496	101119496	101119496	101119496	101119496
HOSE NOZZLE 20R3/4	61369	61369	61369	61369	61369	61369	61369
HOSE DN8 1 WIRE 15M W.ERGO FEMALE COUPL.					301001100		
HP Hose DN10 10000 AGR-AGR	6101766		6101766			6101766	
HP Hose DN10 15000 AGR-AGR		1402064		1402064			1402064
HOSE REEL COMPLETE		106403143		106403143	106403143		106403143
ERGO 2000 STANDARD W. HOSE SWIVEL	106403122		106403122	106403122	106403122	106403122	106403122
SPRAY HANDLE W. SWIVEL LOCK		106402190					
TORNADO PLUS 1120 BEND W/O NOZZLE	106403010	106403010	106403010	106403010	106403010	106403010	106403010
TURBOHAMMER PLUS 1125 STRAIGHT W11 0550					106402292		
TURBOHAMMER PLUS 1125 STRAIGHT W11 0500							106402291
TURBOHAMMER PLUS 1125 STRAIGHT W11 0700				106402294			
TURBOHAMMER PLUS 1130 STR./NOZ. W11 1000		106403078					
NOZZLE 0550 INDICATION RING NEONGREEN					101119743		
NOZZLE 0700 INDICATION RING ORANGE			101119748	101119748			
TORNADO NOZZLE 0475						301150005	301150005
TORNADO NOZZLE 0950 DARK ROSE	101117655	101117655					
ITEM NO.	107146755	107146761	107146752	107146759	107146772	107146751	107146758



Ultimate industrial quality

- C3 4 ceramic piston pump with 85°C inlet temperature
- Tough and sturdy design with 30mm steel frame
- Optimal storage and transport with foldable handle and easy lifting points
- High mobility with large rear wheels and front castor wheel
- Easy accessibility to pump
- Optimal service concept, Ergonomic accessory concept
- Flow activated control system
- Low pump oil safety function
- Water adjustment at pump head
- 2 detergent tanks and 2-way dosing valve

The MC 7P industrial class cold water high pressure washer combines the renowned and unmatched lifetime and quality of the C3, 4 piston pump with optimal ergonomics and mobility to offer an innovative and unbeatable partner for applications in heavy industry, large agriculture, transport and valetting, shipping and food industry.



TECHNICAL DATA	MC 7P-195/1280 FA	MC 7P-195/1280 FAXT	MC 7P-195/1280 FBFA	MC 7P-195/1280 FFA
Recommended avg. hours of use per day	7	7	7	7
Pump pressure (bar/MPa)	195/19.5	195/19.5	195/19.5	195/19.5
Cleaning impact (kg/force)	6.7	6.7	6.7	6.7
Water flow Qmax/Qiec (l/h)	1280/1180	1280/1180	1280/1180	1280/1180
Max. inlet temperature (°C)	85	85	70	85
Length x width x height (mm)	775x570x1020	930x570x1020	775x570x1020	775x570x1020
Weight (kg)	89	95	94	89
El cable (m)	8	8	8	8
Nozzle size	.0680	.0680	.0680	.0680
Power consumption (kW)	8	8	8	8
Voltage/phase/frequency/current (V~/HZ/A)	400/3/50/14	400/3/50/15	400/3/50/14	400/3/50/14
Detergent tank capacity (l)	2 x 2.5	2 x 2.5	2 x 2.5	2 x 2.5
FEATURES				
Stainless steel frame			•	•
Hose reel		•		
Food industry wheels and hose			•	•
Pump oil warning system	•	•	•	•
Delayed automatic start stop	•	•	•	•
Water break tank			•	
STANDARD EQUIPMENT				
ERGO COUPLING KIT	101119496	101119496	101119496	101119496
HOSE NOZZLE 20R3/4	61369	61369	61369	61369
HP Hose DN10 10000 AGR-AGR	6101766			
HP Hose DN10 15000 AGR-AGR		1402064		
HP Hose DN10 Grey 10000 AGR-AGR			6101767	6101767
HOSE REEL COMPLETE		106403143		
ERGO 2000 STANDARD W. HOSE SWIVEL	106403122	106403122	106403122	106403122
TORNADO PLUS 1120 BEND W/O NOZZLE	106403010	106403010	106403010	106403010
TURBOHAMMER PLUS 1125 STRAIGHT W11 0700		106402294		
NOZZLE 0680 INDICATION RING GREY	101119747	101119747	101119747	101119747
FOAM INJECTOR W BYPASS S. S			6401243	
ITEM NO.	107146800	107146801	107146812	107146802



High-flow pressure washer for tough routine work

- Tough steel or stainless steel frame variants
- Slow running 1450 rpm motors with low noise level
- Ceramic pistons for longer working life
- Simple and easy to use
- Parking brake
- 15 m HP hose

The high power premium class line - combining high pressure and high water flow levels for routine cleaning in agriculture, transport or food industries. The MC 8P is a machine with high water flow - quick to install, easy to move around and comfortable to use.



TECHNICAL DATA	MC 8P-160/2500	MC 8P-160/2500 ST	MC 8P-180/2100
Recommended avg. hours of use per day	5	5	5
Pump pressure (bar/MPa)	160/16	160/16	180/18
Cleaning impact (kg/force)	12.5	12.5	11.1
Water flow Qmax/Qiec (l/h)	2500/2450	2500/2450	2100/2050
Max. inlet temperature (°C)	50	50	50
Length x width x height (mm)	900x660x910	900x660x910	900x660x910
Weight (kg)	130	130	130
El cable (m)	5	5	5
Nozzle size	.1590	.1590	.1200
Power consumption (kW)	14.5	14.5	14
Voltage/phase/frequency/current (V~/HZ/A)	400/3/50/24.9	400/3/50/24.9	400/3/50/24
FEATURES			
Stainless steel frame		•	
SilentPower - 1450 rpm motor	•	•	•
Parking brake	•	•	•
Pneumatic wheels	•	•	•
Automatic on/off and delayed action	•	•	•
STANDARD EQUIPMENT			
ERGO COUPLING KIT	101119496	101119496	101119496
HOSE LINER 20 R1	6577	6577	6577
HP Hose DN10 15000 AGR-AGR			1402064
HP Hose DN12 15000 AGR-AGR	4810213	4810213	
ERGO 2000 STANDARD W. HOSE SWIVEL			106403122
SPRAY HANDLE W. SWIVEL LOCK	106402190	106402190	
TORNADO PLUS 1120 BEND W/O NOZZLE	106403010	106403010	106403010
NOZZLE 1200 INDICATION RING CARAMELE			101119758
TORNADO + NZLE 1590 1/8-27NPT	301150004	301150004	
ITEM NO.	301002535	301002619	301002534



Compact and high performing

- EcoPower™ boiler with EcoMode function
- EcoPower™ boiler >92% efficiency giving reduced fuel costs
- Brass pump head
- Pressure activated unloader system
- Innovative design with 4 big wheels
- Easy to transport, can even be pushed/pulled across uneven surfaces
- Oil tank and oil sight
- Onboard diagnostics function

The MH 3C offers high cleaning efficiency and low running costs via optimal cleaning and heating performance. It is the ideal hot water unit for general light everyday cleaning in applications such as automotive, craftsmen and light farming.



TECHNICAL DATA	MH 3C-145/600 PA	MH 3C-145/600 PAX	MH 3C-180/780 PA	MH 3C-180/780 PAX
Recommended avg. hours of use per day	1-2	1-2	1-2	1-2
Pump pressure (bar/MPa)	145/14.5	145/14.5	180/18	180/18
Cleaning impact (kg/force)	2.6	2.6	3.8	3.8
Water flow Qmax/Qiec (l/h)	600/530	600/530	780/710	780/710
Water temperature (water/steam) (°C)	80/150	80/150	80/150	80/150
Max. inlet temperature (°C)	40	40	40	40
Fuel consumption at ΔT=45°C (kg/h)	2.4	2.4	3.2	3.2
Fuel tank (l)	15	15	15	15
Length x width x height (mm)	1010x700x1016	1010x700x1016	1010x700x1016	1010x700x1016
Weight (kg)	115	119	115	119
El cable (m)	5	5	5	5
Nozzle size	.0340	.0340	.0400	.0400
FEATURES				
Single-phase	•	•		
Three phase			•	•
EcoPower boiler-high efficiency	•	•	•	•
Ergo accessory system	•	•	•	•
Spray Gun Holder	•	•	•	•
Cable Hook, turnable	•	•	•	•
2 lance holder	•	•	•	•
STANDARD EQUIPMENT				
ERGO COUPLING KIT	101119496	101119496	101119496	101119496
HOSE NOZZLE 20R3/4	61369	61369	61369	61369
HP HOSE DN6X10M QC 3/8IN NILFISK HW	101406069		101406069	
HP-HOSE DN6 15M 3/8-3/8 F. QUICK COUPL		101406175		101406175
HOSE REEL NILFISK ACCESSORY		106403184		106403184
ERGO 2000 STANDARD W. HOSE SWIVEL	106403122	106403122	106403122	106403122
UNIVERSAL PLUS LANCE 940 BEND W/O NOZZ	106403036	106403036	106403036	106403036
NOZZLE 0340 INDICATION RING VIOLET	101119735	101119735		
NOZZLE 0400 INDICATION RING METAL GREY			101119738	101119738
ITEM NO.	107146880	107146881	107146890	107146891



Optimal ergonomics, reliable cleaning

- High efficiency 4 pole motors
- EcoPower boiler with EcoMode function
- Brass pump head
- 3 ceramic coated pistons
- Pressure activated unloader system
- Simple fuel level sight
- Easy access to components
- Easy pump oil service functions with tank and oil sight
- Innovative design with 4 big wheels
- Easy to transport, can even be pushed/pulled across uneven surfaces

The MH 3M series takes mid-range hot water high pressure washers to a new level, meeting the latest productivity demands in the market. The MH 3M is equipped with our semi industrial NA4 pump with 3 ceramic coated pistons and a high efficiency 4 pole motor. It offers ideal performance levels for general hot water cleaning and the efficient EcoPower Boiler.



TECHNICAL DATA	MH 3M-140/580 PA	MH 3M-140/580 PAX 230/1/50 EU	MH 3M-160/770 PA	MH 3M-160/770 PAX 400/3/50 EU
Recommended avg. hours of use per day	3	3	3	3
Pump pressure (bar/MPa)	140/14	140/14	160/16	160/16
Cleaning impact (kg/force)	2.8	2.8	3.6	3.6
Water flow Qmax/Qiec (l/h)	580/580	580/580	770/700	770/700
Water temperature (water/steam) (°C)	80	80	80	80
Max. inlet temperature (°C)	40	40	40	40
Fuel consumption at ΔT=45°C (kg/h)	2.6	2.6	3.1	3.1
Fuel tank (l)	15	15	15	15
Length x width x height (mm)	1010x700x1016	010x700x1016	1010x700x1016	010x700x1016
Weight (kg)	114	119	114	119
El cable (m)	5	5	5	5
Nozzle size	.0370	.0370	.0400	.0400
FEATURES				
Fuel tank	•	•	•	•
Delayed automatic start stop	•	•	•	•
Fuel sight from outside	•	•	•	•
ECO mode feature	•	•	•	•
2 lance holder	•	•	•	•
Large wheel - 4 pcs.	•	•	•	•
Anti Stone	•	•	•	•
STANDARD EQUIPMENT				
ERGO COUPLING KIT	101119496	101119496	101119496	101119496
HOSE NOZZLE 20R3/4	61369	61369	61369	61369
HOSE DN6 15 M 1W - 3/8-QC				6528613
HP HOSE DN6X10M QC 3/8IN NILFISK HW	101406069	101406069	101406069	
ERGO 2000 STANDARD W. HOSE SWIVEL	106403122	106403122	106403122	106403122
UNIVERSAL PLUS LANCE 940 BEND W/O NOZZ	106403036	106403036	106403036	106403036
NOZZLE 0370 INDICATION RING BRONZE	101119737	101119737		
NOZZLE 0400 INDICATION RING METAL GREY			101119738	101119738
ITEM NO.	107146895	107146896	107146903	107146905



Performance, long life-time and ergonomics

- High efficiency 4 pole motors
- EcoPower boiler with EcoMode function
- Brass pump head
- Flow or Pressure activated unloader system
- Innovative design with 4 big wheels
- Easy to transport, can even be pushed/pulled across uneven surfaces
- Diesel oil tank with level sight
- As standard delivered with 10l external detergent tank (A) and space for an extra tank (B)
- Low fuel warning system
- Onboard diagnostics function

The MH 4M series takes mid-range hot water high pressure washers to a new level, meeting the latest productivity demands in the market. The MH 4M is equipped with our industrial NA5 pump with 3 ceramic pistons and a high efficiency 4 pole motor. And the flow activated control system improves user comfort and handling as well as overall machine reliability.



TECHNICAL DATA

	MH 4M-130/720 FA	MH 4M-180/860 FA	MH 4M-180/860 FAL	MH 4M-200/960 FA	MH 4M-200/960 FAX	MH 4M-210/1000 PAX	MH 4M-220/1000 FA	MH 4M-220/1000 FAX
Recommended avg. hours of use per day	5	5	5	5	5	5	5	5
Pump pressure (bar/MPa)	130/13	180/18	180/18	200/20	200/20	210/21	220/22	220/22
Cleaning impact (kg/force)	3	4.3	4.3	5.1	5.1	5.5	5.6	5.6
Water flow Qmax/Qiec (l/h)	720/660	860/790	860/790	960/890	960/890	1000/940	1000/940	1000/940
Water temperature (water/steam) (°C)	90/150	90/150	90	90/150	90/150	90/150	90/150	90/150
Max. inlet temperature (°C)	40	40	40	40	40	40	40	40
Fuel consumption at ΔT=45°C (kg/h)	2.9	3.5	3.5	3.9	3.9	4.1	4.1	4.1
Fuel tank (l)	15	15	15	15	15	15	15	15
Length x width x height (mm)	1010x700x1016	1010x700x1016	1010x700x1016	1010x700x1016	1010x700x1016	1010x700x1016	1010x700x1016	1010x700x1016
Weight (kg)	141	133	133	142	142	149	142	149
El cable (m)	5	5	5	5	5	5	5	5
Nozzle size	.0435	.0435	.0435	.0475	.0475	.0475	.0475	.0475
FEATURES								
Hose reel					•	•		•
Pump oil warning system	•	•		•	•	•	•	•
Service indicator	•	•	•	•	•	•	•	•
Delayed automatic start stop	•	•	•	•	•	•	•	•
2 x detergent injector	•	•		•	•	•	•	•
Water flow regulation	•	•		•	•	•	•	•
Fuel sight from outside	•	•	•	•	•	•	•	•
STANDARD EQUIPMENT								
NILFISK BA VALVE COMP. GARDENA	106411177	106411177		106411177	106411177		106411177	106411177
ERGO COUPLING KIT	101119496	101119496	101119496	101119496	101119496	101119496	101119496	101119496
HOSE NOZZLE 20R3/4	61369	61369	61369	61369	61369	61369	61369	61369
HOSE DN8 1 WIRE 10M W.ERGO FEMALE COUPL.	101405770	101405770	101405770	101405770			101405770	
HOSE DN8 1 WIRE 15M W.ERGO FEMALE COUPL.					301001100	301001100		301001100
HP-HOSE DN8X15M QC 3/8 NILFISK HW					101406102	101406102		101406102
HOSE REEL NILFISK ACCESSORY					106403184	106403184		106403184
ERGO 2000 STANDARD W. HOSE SWIVEL	106403122	106403122	106403122	106403122	106403122	106403122	106403122	106403122
TORNADO PLUS 1000 BEND W/O NOZZLE				106403011	106403011	106403011	106403011	106403011
UNIVERSAL PLUS LANCE 940 BEND W/O NOZZ	106403036	106403036	106403036					
NOZZLE 0435 INDICATION RING BLUE	101119739	101119739	101119739					
TORNADO NOZZLE 0475				301150005	301150005	301150005	301150005	301150005
WATER FILTER COMPLETE	107144272	107144272		107144272	107144272	107144272	107144272	107144272
ITEM NO.	107146915	107146917	107146916	107146920	107146922	107146912	107146938	107146940



High performance, long life & optimal maneuverability

- EcoPower boiler with EcoMode function
- EcoPower boiler >92% efficiency giving reduced fuel costs
- Brass pump head
- 3 ceramic pistons
- Flow or Pressure activated unloader system
- Innovative design with 4 big wheels
- Easy to transport, can even be pushed/pulled across uneven surfaces
- Oil tank and oil sight
- Low pump oil warning system
- Low fuel warning system
- Onboard diagnostics function

The MH 5M series offers high cleaning efficiency and low running costs via optimal cleaning and heating performance. It is the ideal hot water unit for segments such as automotive and transport, farming and industry.



TECHNICAL DATA	MH 5M-200/960 FA	MH 5M-200/960 FAX	MH 5M-210/1100 FA	MH 5M-210/1100 FAX	MH 5M-210/1100 PAX
Recommended avg. hours of use per day	5	5	5	5	5
Pump pressure (bar/MPa)	200/20	200/20	210/21	210/21	210/21
Cleaning impact (kg/force)	5.1	5.1	6.1	6.1	6.1
Water flow Qmax/Qiec (l/h)	960/900	960/900	1100/1050	1100/1050	1100/1050
Water temperature (water/steam) (°C)	90/150	90/150	90/150	90/150	90/150
Max. inlet temperature (°C)	40	40	40	40	40
Fuel consumption at ΔT=45°C (kg/h)	3.9	3.9	4.7	4.7	4.7
Fuel tank (l)	30	30	30	30	30
Length x width x height (mm)	1188x700x1020	1188x700x1020	1188x700x1020	1188x700x1020	1188x700x1020
Weight (kg)	171	174	174	179	179
El cable (m)	5	5	5	5	5
Nozzle size	.0475	.0475	.0550	.0550	.0550
FEATURES					
EcoPower boiler-high efficiency	•	•	•	•	•
Hose reel		•		•	•
Pump oil warning system	•	•	•	•	•
Service indicator	•	•	•	•	•
Automatic on/off and delayed action	•	•	•	•	•
Flame sensor	•	•	•	•	•
STANDARD EQUIPMENT					
ERGO COUPLING KIT	101119496	101119496	101119496	101119496	101119496
HOSE NOZZLE 20R3/4	61369	61369	61369	61369	61369
HOSE DN8 1 WIRE 10M W.ERGO FEMALE COUPL	101405770		101405770		
HOSE DN8 1 WIRE 20M W.ERGO FEMALE COUPL.		301001101		301001101	301001101
HOSE REEL NILFISK ACCESSORY		106403184		106403184	106403184
ERGO 2000 STANDARD W. HOSE SWIVEL	106403122	106403122	106403122	106403122	106403122
TORNADO PLUS 1120 BEND W/O NOZZLE	106403010	106403010	106403010	106403010	106403010
NOZZLE 0550 INDICATION RING NEONGREEN			101119743	101119743	101119743
TORNADO NOZZLE 0475	301150005	301150005			
WATER FILTER COMPLETE	107144272	107144272	107144272	107144272	107144272
ITEM NO.	107146948	107146947	107146955	107146953	107146950



Electrically heated hot water for exhaust gas free heating

- Pollution free electrical heating
- Precise temperature control and fast heating effect
- 1450 rpm motor with low noise level
- QuickService concept reduces maintenance costs
- Easy to use control panel, all controls in one place
- Ergonomic accessory system for additional user comfort
- Max. Inlet temperature 60°C

The ergonomic and easy to use MH design is now adapted to an electrical heated hot water unit. Ideal for use in areas where exhaust gases must be avoided, the MH 5M E offers pollution free hot water cleaning.



TECHNICAL DATA	MH 5M 180/800 PA	MH 5M 180/800 PA
Recommended avg. hours of use per day	5	5
Pump pressure (bar/MPa)	180/18	180/18
Cleaning impact (kg/force)	4.0	4.0
Water flow Qmax/Qiec (l/h)	800/740	800/740
Max. inlet temperature (°C)	60	60
Length x width x height (mm)	1188x700x1045	1188x700x1045
Weight (kg)	125	131
El cable (m)	5	5
Nozzle size	.0400	.0400
FEATURES		
SilentPower - 1450 rpm motor	•	•
QuickService - innovative concept	•	•
Ergo accessory system	•	•
Electrical heating system	•	•
Wdk dual detergent injector	•	•
Mobile	•	•
STANDARD EQUIPMENT		
ERGO COUPLING KIT	101119496	101119496
HOSE DN8 1 WIRE 10M W.ERGO FEMALE COUPL.	101405770	101405770
ERGO 2000 STANDARD W. HOSE SWIVEL	106403122	106403122
UNIVERSAL PLUS LANCE 1080 BEND W/O NOZZ	106403035	106403035
NOZZLE 0400 INDICATION RING METAL GREY	101119738	101119738
WATER FILTER COMPLETE	107144272	107144272
ITEM NO.	107146865	107146866



Tough and efficient - for heavy duty applications

- EcoPower boiler with EcoMode function
- EcoPower boiler >92% efficiency giving reduced fuel costs
- Brass pump head
- 4 ceramic pistons
- Flow activated unloader system
- Innovative design with 4 big wheels
- Easy to transport, can even be pushed/pulled across uneven surfaces
- Oil tank and oil sight
- Low pump oil warning system
- Low fuel warning system
- Onboard diagnostics function
- Easy to use control panel

The MH 6P series features machines with high power & pressure for tough cleaning tasks. Ideal for heavy use in agriculture, construction, transport or industrial segments.



TECHNICAL DATA	MH 6P-175/1250 FA	MH 6P-175/1250 FAX	MH 6P-200/1300 FA	MH 6P-200/1300 FAX
Recommended avg. hours of use per day	6	6	6	6
Pump pressure (bar/MPa)	175/17.5	175/17.5	200/20	200/20
Cleaning impact (kg/force)	6.2	6.2	6.9	6.9
Water flow Qmax/Qiec (l/h)	1250/1150	1250/1150	1300/1200	1300/1200
Water temperature (water/steam) (°C)	90/150	90/150	90/150	90/150
Max. inlet temperature (°C)	40	40	40	40
Fuel consumption at ΔT=45°C (kg/h)	5.4	5.4	5.3	5.3
Fuel tank (l)	30	30	30	30
Length x width x height (mm)	1188x700x1020	1188x700x1020	1188x700x1045	1188x700x1045
Weight (kg)	180	188	198	207
El cable (m)	5	5	5	5
Nozzle size	.0750	.0750	.0680	.0680
FEATURES				
EcoPower boiler-high efficiency	•	•	•	•
Hose reel		•		•
Pump oil warning system	•	•	•	•
Service indicator	•	•	•	•
Automatic on/off and delayed action	•	•	•	•
Flame sensor	•	•	•	•
STANDARD EQUIPMENT				
ERGO COUPLING KIT	101119496	101119496	101119496	101119496
HOSE NOZZLE 20R3/4	61369	61369	61369	61369
HP Hose DN10 10000 AGR-AGR	6101766		6101766	
HP Hose DN10 20000 AGR-AGR		1402072		1402072
HOSE REEL NILFISK ACCESSORY		106403184		106403184
ERGO 2000 STANDARD W. HOSE SWIVEL	106403122	106403122	106403122	106403122
TORNADO PLUS 1120 BEND W/O NOZZLE	106403010	106403010	106403010	106403010
NOZZLE 0680 INDICATION RING GREY			101119747	101119747
NOZZLE 0750 INDICATION RING RED	101119749	101119749		
WATER FILTER COMPLETE	107144272	107144272	107144272	107144272
ITEM NO.	107146960	107146963	107146961	107146964



Heavy duty and efficient hot water cleaning for intense use

- EcoPower boiler with EcoMode function
- EcoPower boiler >92% efficiency giving reduced fuel costs
- Brass pump head
- 4 ceramic pistons
- Flow activated unloader system
- Innovative design with 4 big wheels
- Easy to transport, can even be pushed/pulled across uneven surfaces
- Oil tank and oil sight
- Low pump oil warning system
- Low fuel warning system
- Onboard diagnostics function
- Easy to use control panel

MH 7P is the optimal solution for heavy duty, industrial cleaning tasks. The 4 piston pump and high power boiler system offer unbeatable cleaning effect and long lifetime. The flow activated unloader system adds a new level of reliability and comfort.



TECHNICAL DATA	MH 7P-180/1260 FA	MH 7P-180/1260 FAX
Recommended avg. hours of use per day	7	7
Pump pressure (bar/MPa)	180/18	180/18
Cleaning impact (kg/force)	6.3	6.3
Water flow Qmax/Qiec (l/h)	1260/1170	1260/1170
Water temperature (water/steam) (°C)	90/150	90/150
Max. inlet temperature (°C)	40	40
Fuel consumption at ΔT=45°C (kg/h)	5.3	5.3
Fuel tank (l)	30	30
Length x width x height (mm)	1188x700x1045	1188x700x1045
Weight (kg)	195	204
El cable (m)	5	5
Nozzle size	.0680	.0680
FEATURES		
EcoPower boiler-high efficiency	•	•
Hose reel	•	•
Pump oil warning system	•	•
Service indicator	•	•
Automatic on/off and delayed action	•	•
Flame sensor	•	•
STANDARD EQUIPMENT		
ERGO COUPLING KIT	101119496	101119496
HOSE NOZZLE 20R3/4	61369	61369
HP Hose DN10 10000 AGR-AGR	6101766	
HP Hose DN10 20000 AGR-AGR		1402072
HOSE REEL NILFISK ACCESSORY		106403184
ERGO 2000 STANDARD W. HOSE SWIVEL	106403122	106403122
TORNADO PLUS 1120 BEND W/O NOZZLE	106403010	106403010
NOZZLE 0680 INDICATION RING GREY	101119747	101119747
WATER FILTER COMPLETE	107144272	107144272
ITEM NO.	107146980	107146982



Tough and efficient - for heavy duty applications requiring high water flow

- EcoPower boiler with > 92% efficiency for reduced fuel cost
- 1450 RPM motor High flow pump
- Easy to use control panel
- Steel frame and chassis
- Quick service concept reduces maintenance costs
- Optimal machine protection against low fuel, low pump oil. Includes flame sensor and exhaust gas temperature sensor.
- Diagnostics system
- 2 way chemical dosing system with automatic flush system
- Max. Inlet temperature 40°C

The high power MH 8P combines high pressure and high water flow for routine cleaning of large amounts of dirt in the agriculture, construction, transport or industrial segments. The MH 8P combines high cleaning effect with high rinsing and flushing effect.



TECHNICAL DATA	MH 8P-180/2000 FA	MH 8P-180/2000 FAX
Recommended avg. hours of use per day	7	7
Pump pressure (bar/MPa)	180/18	180/18
Cleaning impact (kg/force)	10.6	10.6
Water flow Qmax/Qiec (l/h)	2000/1950	2000/1950
Water temperature (water/steam) (°C)	70/150	70/150
Max. inlet temperature (°C)	40	40
Fuel consumption at ΔT=45°C (kg/h)	8.8	8.8
Fuel tank (l)	30	30
Length x width x height (mm)	1188x700x1045	1188x700x1045
Weight (kg)	219	227
El cable (m)	5	5
Nozzle size	.1200	.1200
STANDARD EQUIPMENT		
ERGO COUPLING KIT	101119496	101119496
HP-HOSE DN12X10M QC 3/8 AG NILFISK HW	101406186	
HP-HOSE DN12X15M QC 3/8 AG NILFISK HW		101406187
HOSE REEL NILFISK ACCESSORY		106403184
HIGH FLOW SPRAY HANDLE	106404530	106404530
TORNADO PLUS 1120 BEND W/O NOZZLE	106403010	106403010
NOZZLE 1200 INDICATION RING CARAMELE	101119758	101119758
WATER FILTER COMPLETE	107144272	107144272
ITEM NO.	107146970	107146965



A portable and stationary mounted unit all in one

- Powered by 1450 rpm high efficiency motor (50 Hz)
- Brass pump head
- 3 ceramic coated pistons
- Pressure activated unloader system
- Enclosed oil system
- Robust, steel transport handle
- The unit can operate both in vertical and in horizontal position
- Light weight (compared to competition)
- Robust steel handle for easy transport

The SC UNO 4M PS is both a stationary and a portable unit. It is simple and intuitive to use and a cost effective fixed installation on the wall or used as a portable model, carried from site to site to different working places. Delivered with all accessories for immediate use. Designed for heavy duty cleaning tasks the SC UNO 4M PS serie is a reliable choice for light agriculture, building and construction and automotive areas, etc. The key objective is to deliver one unique versatile machine for professionals with different demands as to cleaning environment.



TECHNICAL DATA	SC UNO 4M-140/620 PS	SC UNO 4M-160/720 PS
Recommended avg. hours of use per day	3	3
Pump pressure (bar/MPa)	140/14	160/16
Cleaning impact (kg/force)	2.7	3.4
Water flow Qmax/Qiec (l/h)	620/560	720/660
Max. inlet temperature (°C)	60	60
Length x width x height (mm)	480x240x340	480x240x340
Weight (kg)	34	34
El cable (m)	5	5
Nozzle size	.0340	.0400
FEATURES		
Robust steel chassis and frame	•	•
Ceramic coated pistons	•	•
Oil Sight outside Cabinet	•	•
Wall mountable	•	•
STANDARD EQUIPMENT		
ERGO COUPLING KIT GARDENA COMPATIBLE MALE 3/4" ACCESSORY	101119496	101119496
10 M WIRE HOSE DN6	106404529	106404529
ERGO 2000 STANDARD W. HOSE SWIVEL	301002275	301002275
FLEXOPOWER PLUS 960 BEND W/O NOZZLE	106403122	106403122
NOZZLE 0340 INDICATION RING VIOLET	106402282	106402282
NOZZLE 0400 INDICATION RING METAL GREY	101119735	
		101119738
ITEM NO.	107340500	107340501



Stationary 1-pump high pressure washers for flexible cleaning

- NA6, C3 and new NA6+ high-quality heavy industrial motor pumps with
- brass pump heads
- 1450 rpm; 4 full ceramic pistons and double roller bearings
- The industrial pumps make it possible to feed the units with hot inlet water from 70°C (with break tank) to 85°C (direct feed) for max. cleaning efficiency
- Powered by 1450 rpm (50 Hz) closed industrial motor
- NA5.2 reinforced wobble disc pump
- 3 ceramic pistons and brass pump head
- Foam sprayer for use of detergent on SC UNO 5M L
- Accessory kit for immediate plug & play use
- Low pump oil safety function and warning lamp
- Hour counter and service warning lamp
- NEO control system; enabling optional functions: Remote control, low water safety etc.

The SC UNO range offer models from 5M and 5M L, to 6P, 7P and 8P. Industrial stationary cold high pressure water washers with new innovative steps to meet the specific cleaning needs and designed to meet heavy-duty cleaning challenges with convincing performances.

These machines offer a variety of configurations according to user situations – at an attractive price level. Furthermore, intuitive user functions and the opportunity to customize the machines with equipment suited for your environment ensure high productivity.



TECHNICAL DATA	SC UNO 5M-200/1050	SC UNO 5M-200/1050 L	SC UNO 6P-160/2500	SC UNO 6P-170/1610	SC UNO 6P-200/1900	SC UNO 7P-180/1200
Recommended avg. hours of use per day	5	5	7	7	7	8
Pump pressure (bar/MPa)	200/20	200/20	160/16	170/17	180/18	180/18
Cleaning impact (kg/force)	5.5	5.5	12.3	7.9	9.8	5.9
Water flow Qmax/Qiec (l/h)	1050/960	1050/960	2500/2400	1600/1500	2000/1800	1200/1080
Max. inlet temperature (°C)	60	60	80	80	80	85
Length x width x height (mm)	355x860x560	355x860x560	355x860x560	355x860x560	355x860x560	355x860x560
Weight (kg)	74	74	91	84	91	81
El cable (m)	5	5	5	5	5	5
Nozzle size	.0500	.0500	.1500	.0900	.1200	.0640
FEATURES						
Pump oil warning system	•	•	•	•	•	•
Intelligent pump control system	•		•	•	•	•
Foam Sprayer		•				
Wall mountable	•		•	•	•	•
Foam Cabinet, EPP	•	•	•	•	•	•
Motor on-off lamp	•		•	•	•	•
Service warning lamp	•		•	•	•	•
STANDARD EQUIPMENT						
ERGO COUPLING KIT	101119496	101119496	101119496	101119496	101119496	101119496
QUICK COUPLING 3/4 W/GASKET	1602945	1602945	1602945	1602945	1602945	1602945
HOSE DN8 1 WIRE 10M W.ERGO FEMALE COUPL.	101405770	101405770				
HP Hose DN10 10000 AGR-AGR			6101766	6101766	6101766	6101766
HP HOSE DN10 10000 AGR-QC					101406220	
HP-HOSE DN12X10M QC 3/8 AG NILFISK HW			101406186			
ERGO 2000 STANDARD W. HOSE SWIVEL	106403122	106403122		106403122		106403122
HIGH FLOW SPRAY HANDLE			106404530		106404530	
TORNADO PLUS 1120 BEND W/O NOZZLE	106403010	106403010	106403010	106403010	106403010	106403010
NOZZLE 0500 INDICATION RING YELLOW	101119741	101119741				
NOZZLE 0640 INDICATION RING GREEN						101119745
NOZZLE 0900 INDICATION RING BROWN				101119752		
NOZZLE 1200 INDICATION RING CARAMELE					101119758	
NOZZLE 1500 INDICATION RING OLIVE			101119762			
ITEM NO.	107340512	107340510	107340531	107340521	107340530	107340541



Stationary 2-pump high pressure washers for heavy cleaning tasks

- NA6, C3 and new NA6+ high-quality motor pumps with brass pump heads
- 1450 rpm; 4 full ceramic pistons and double roller bearings
- Working pressure up to 180 bar
- Water flow up to 2x2500 l/h
- 70°- 85°C hot water inlet for max. cleaning efficiency
- Innovative hard foam cabinet
- Built on powder-coated steel frame
- Foam cabinet reduces the noise level
- Incl. Low pump oil warning lamps, Service warning lamp, Hour counter, Low pump oil safety

Designed for large cleaning tasks SC DUO 6P, 7P & 8P are ideal for agriculture with milking sheds, sties, and stables. Food and pharma industry with processing equipment, conveyors, and tanks. Shipping and industry with ship decks, bulkheads, and industrial equipment. Even oil and grease can be removed easily thanks to the hot water inlet.

Offers you the flexibility of being either one user – or two working together. Cleaning efficiency is maximized by a 4-piston long-life motor pump accepting both cold and hot water up to 85°C.



TECHNICAL DATA	SC DUO 6P-160/5000	SC DUO 6P-170/3220	SC DUO 6P-200/3800	SC DUO 7P-180/2400
Recommended avg. hours of use per day	7	5	7	6
Pump pressure (bar/MPa)	160/16	170/17	180/18	180/18
Cleaning impact (kg/force)	23.8	15.8	19.5	12.1
Water flow Qmax/Qiec (l/h)	5000/4800	3220/3000	4000/3600	2400/2240
Max. inlet temperature (°C)	80	80	80	85
Length x width x height (mm)	355x860x1000	355x860x1000	355x860x1000	355x860x1000
Weight (kg)	212	180	212	160
Nozzle size	.1500	.0900	.1200	.0640
Number of pumps	2	2	2	2
FEATURES				
Hour Meter	•	•	•	•
Pump oil warning system	•	•	•	•
Service indicator	•	•	•	•
Intelligent pump control system	•	•	•	•
Foam Cabinet, EPP	•	•	•	•
Motor on-off lamp	•	•	•	•
Service warning lamp	•	•	•	•
STANDARD EQUIPMENT				
NIPPLE F/QUICK COUPLING 3/8 SS	1603101	1603101	1603101	1603101
QUICK COUPLING 3/4 W/GASKET		1602945	1602945	1602945
ITEM NO.	107340611	107340600	107340610	107340620



Stationary high pressure washer for multiple users

- 3,4 or 6 pumps for up to 12 users at one time
- Colour coded lances allow mixed use of low, medium and high pressure, detergent application
- Inlet water of up to 85°C into break tank and 70°C through pumps (80° as optional)
- Stainless steel design with high level of accessibility and serviceability
- Machine continues to run whilst individual pumps can be removed for service
- Intelligent start stop function for motor pumps depending on real-time demand from users
- Line pressures available from 80 to 160 bar
- Touch screen control panel & advanced diagnostics system

The SC DELTA is a multi-pump, multi-pressure system encompassing 3, 4 or 6 pumps - and allowing up to 12 people to work at any time. A stationary cold water unit for the heaviest cleaning applications in industry, slaughter houses, food & beverage industry, ship & off shore industry and large truck wash areas.



TECHNICAL DATA	SC DELTA 6P 160/4500-3 EU	SC DELTA 6P 160/6000-4 EU	SC DELTA 6P 160/9000-6 EU
Recommended avg. hours of use per day	7	7	7
Pump pressure (bar/MPa)	160/16	160/16	160/16
Cleaning impact (kg/force)	22.4	29.7	43.9
Water flow Qmax/Qiec (l/h)	4380/4500	5820/6000	8580/9000
Max. inlet temperature (°C)	70	70	70
Length x width x height (mm)	970 x 1050 x 1800	970 x 1050 x 1800	970 x 1050 x 1800
Weight (kg)	349	408	526
Nozzle size	Min. .0350	Min. .0350	Min. .0350
Number of pumps	3	4	6
FEATURES			
Stainless steel frame	•	•	•
Automatic standby	•	•	•
QuickService - innovative concept	•	•	•
Diagnostic system	•	•	•
Intelligent pump control system	•	•	•
Multi pressure lance system for low, medium or high pressure use	•	•	•
Finger touch control panel	•	•	•
ITEM NO.	107342000	107342002	107342005



Stationary high pressure washer for multiple users

- 3,4 or 6 pumps for up to 12 users at one time
- Colour coded lances allow mixed use of low, medium and high pressure, detergent application
- Inlet water of up to 85°C into break tank and 70°C through pumps (80° as optional)
- Stainless steel design with high level of accessibility and serviceability
- Machine continues to run whilst individual pumps can be removed for service
- Intelligent start stop function for motor pumps depending on real-time demand from users
- Line pressures available from 80 to 100 bar
- Touch screen control panel & advanced diagnostics system

The SC DELTA is a multi-pump, multi-pressure system encompassing 3, 4 or 6 pumps - and allowing up to 12 people to work at any time. A stationary cold water unit for the heaviest cleaning applications in industry, slaughter houses, food, pharma & beverage industries. In general where a high water flow is needed.



TECHNICAL DATA	SC DELTA 8P 100/10000-4 400/3/50 EU	SC DELTA 8P 100/15000-6 400/3/50 EU	SC DELTA 8P 100/7500-3 400/3/50 EU
Recommended avg. hours of use per day	7	7	7
Pump pressure (bar/MPa)	100/10	100/10	100/10
Cleaning impact (kg/force)	38.3	58.7	28.4
Water flow Qmax/Qiec (l/h)	10000/9480	15000/14520	7500/7020
Max. inlet temperature (°C)	70	70	70
Length x width x height (mm)	970 x 1050 x 1800	970 x 1050 x 1800	970 x 1050 x 1800
Weight (kg)	408	526	349
Nozzle size	Mix	Mix	Mix
Number of pumps	4	6	3
FEATURES			
Stainless steel frame	•	•	•
QuickService - innovative concept	•	•	•
Diagnostic system	•	•	•
Intelligent pump control system	•	•	•
Multi pressure lance system for low, medium or high pressure use	•	•	•
NA6 - 4 ceramic piston pump	•	•	•
Stainless steel cabinet	•	•	•
ITEM NO.	107342004	107342007	107342001



Diesel powered hot water high pressure washers

- Expandable control technology with PLC and special options
- Automatic diagnosis and fault finding
- High efficiency, low cost heating system with EcoPower boiler system
- Galvanised steel frame and cabinet
- Reduced running and service costs
- Compact and easy to install

Diesel powered stationary heating for maximum efficiency in the automotive, industrial and shipping sectors where the cleaning is always made at one particular site indoors - or where the machine should be kept in a technical room away from the cleaning site with pressurized water transported by pipeline or long hose.



TECHNICAL DATA	SH SOLAR 7P-170/1200 D	SH SOLAR 7P-170/1200 DSS	SH SOLAR 8P-180/2000 D
Recommended avg. hours of use per day	7	7	5
Pump pressure (bar/MPa)	170/17	170/17	180/18
Cleaning impact (kg/force)	5.8	5.8	10.3
Water flow Qmax/Qiec (l/h)	1200/1110	1200/1110	2000/1900
Max. inlet temperature (°C)	30	30	30
Water temperature (water/steam) (°C)	99	99	70
Fuel consumption at ΔT=45°C (kg/h)	5.4	5.4	8.9
Length x width x height (mm)	700x900x1077	700x900x1077	700x900x1077
Weight (kg)	215	215	232
El cable (m)	4	4	4
Nozzle size	.0680	.0680	.1100
FEATURES			
EcoPower boiler-high efficiency	•	•	•
Automatic start/stop	•	•	•
1450 rpm motor	•	•	•
Galvanised steel frame	•	•	•
PLC and expandable control electronics	•	•	•
Auto fault finding	•	•	•
Water brake tank	•	•	•
ITEM NO.	107370070	107370077	107370080



Electrically powered high pressure washers

- Expandable control technology with PLC and special options
- Automatic diagnosis and fault finding
- Pollution free, heating system
- Galvanised steel frame and cabinet
- Reduced running and service costs
- Large 119 L heating tank for excellent heating capacity
- Available up to 54 kW heating
- C3 longlife pump with 4 ceramic pistons

Electrical powered stationary heating for maximum efficiency in the automotive, industrial, food and shipping sectors. Electrical heating is exhaust gas and pollution free.



TECHNICAL DATA	SH SOLAR 7P-135/875 E18	SH SOLAR 7P-170/1200 E18	SH SOLAR 7P-170/1200 E36	SH SOLAR 7P-170/1200 E54
Recommended avg. hours of use per day	7	7	7	7
Pump pressure (bar/MPa)	135/13.5	170/17	170/17	170/17
Cleaning impact (kg/force)	3.8	5.8	5.8	5.8
Water flow Qmax/Qiec (l/h)	875/810	1200/1110	1200/1110	1200/1110
Max. temperature (°C)	85	85	85	85
Max. inlet temperature (°C)	85	85	85	85
Water temperature, ΔT at full flow (°C)	19	14	28	42
Length x width x height (mm)	670x900x1077	670x900x1077	670x900x1077	670x900x1077
Weight (kg)	150	155	155	156
Nozzle size	.0530	.0680	.0680	.0680
FEATURES				
Electrical heating system	•	•	•	•
Automatic start/stop	•	•	•	•
1450 rpm motor	•	•	•	•
Galvanised steel frame	•	•	•	•
PLC and expandable control electronics	•	•	•	•
Auto fault finding	•	•	•	•
Water brake tank	•	•	•	•
ITEM NO.	107370260	107370270	107370274	107370276



Gas powered stationary hot water high pressure washers

- Expandable control technology with PLC and special options
- Automatic diagnosis and fault finding
- Efficient gas heating systems
- Galvanised steel frame and cabinet
- Reduced running and service costs
- Compact and easy to install

Gas powered stationary heating for maximum efficiency in the automotive, industrial sectors or other sites possessing a gas supply line, avoiding need to provide diesel fuel supply.



TECHNICAL DATA	SH SOLAR 5M-150/1020 G	SH SOLAR 7P-170/1200 G
Recommended avg. hours of use per day	5	7
Pump pressure (bar/MPa)	150/15	170/17
Cleaning impact (kg/force)	4.5	5.8
Water flow Qmax/Qiec (l/h)	1020/900	1200/1110
Max. temperature (°C)	99	99
Max. inlet temperature (°C)	30	30
Water temperature, ΔT at full flow (°C)	85	85
Length x width x height (mm)	700x900x1100	700x900x1100
Weight (kg)	186	214
Nozzle size	.0550	.0680
FEATURES		
Automatic start/stop	•	•
1450 rpm motor	•	•
Galvanised steel frame	•	•
PLC and expandable control electronics	•	•
Gas burner and coil	•	•
Auto fault finding	•	•
Water brake tank	•	•
ITEM NO.	107370450	107370470



Efficient outdoor cleaning of your vehicle fleet

- Stainless steel robust design against corrosion
- EcoPower boiler for reduced fuel consumption costs
- SilentPower, low noise level with 1450 rpm motor pump units
- Simple control panel with only 4 buttons
- Ergonomic accessories for added user experience
- Internal frost protection down to minus 20°C
- Simple control panel
- Compact design

The SH TRUCK is a simple robust and corrosion proof stationary unit for permanent outdoor placement. Enabling constant cleaning of trucks, vans, commercial and construction vehicles, the SH TRUCK is frost protected for use even in winter.



TECHNICAL DATA	SH TRUCK 5M-180/970	SH TRUCK 7P-175/1260
Recommended avg. hours of use per day	5	7
Pump pressure (bar/MPa)	180/18	175/17.5
Cleaning impact (kg/force)	4.9	6.3
Water flow Qmax/Qiec (l/h)	970/930	1260/1170
Max. inlet temperature (°C)	30	30
Water temperature (water/steam) (°C)	90/150	90/150
Fuel tank (l)	33	33
Length x width x height (mm)	1025x715x1670	1025x715x1670
Weight (kg)	227	262
Nozzle size	.0550	.0680
FEATURES		
Stainless steel frame	•	•
Automatic standby	•	•
QuickService - innovative concept	•	•
Wdk dual detergent injector	•	•
Internal heater and insulation for frost protection	•	•
Flame sensor	•	•
Water brake tank	•	•
STANDARD EQUIPMENT		
ERGO COUPLING KIT	101119496	101119496
HOSE NOZZLE 20R3/4	61369	61369
HP Hose DN10 10000 AGR-AGR	6101766	6101766
ERGO 2000 STANDARD W. HOSE SWIVEL	106403122	106403122
TORNADO PLUS 1120 BEND W/O NOZZLE	106403010	106403010
NOZZLE 0550 INDICATION RING NEONGREEN	101119743	
NOZZLE 0680 INDICATION RING GREY		101119747
ITEM NO.	107370830	107370810



Innovative technology for quicker payback time on self service washes

- Low wear and tear and service requirements reduce maintenance costs
- Innovative frequency modulated technology
- Low daily run costs through reduced fuel, water and electrical consumption
- Available with steel and stainless steel coils in diesel fired models for areas with hard or soft water
- Available with electrical heating system for pollution free cleaning
- Ergonomical and pressure relieved accessories for extra comfort in use
- Low noise levels

The SH AUTO 5M is a range of stationary self service wash units equipped with innovative frequency modulated motor technology. Ideal solutions for equipping service stations or car dealerships with a self service wash site with quick payback on investment.



TECHNICAL DATA	SH AUTO 5M-100/500 DSS	SH AUTO 5M-100/500 E
Recommended avg. hours of use per day	8	8
Pump pressure (bar/MPa)	100/10	100/10
Cleaning impact (kg/force)	2	2
Water flow Qmax/Qiec (l/h)	500/500	500/500
Max. inlet temperature (°C)	30	30
Water temperature (water/steam) (°C)	20-60	20-60
Fuel consumption at ΔT=45°C (kg/h)	2.6	
Fuel tank (l)	33	
Length x width x height (mm)	725x1090x1635	725x1090x1635
Weight (kg)	204	182
Nozzle size	.0370	.0370
FEATURES		
EcoPower boiler-high efficiency	•	
Electrical heating system		•
Internal heater and insulation for frost protection	•	•
Diesel version	•	
Stainless steel boiler	•	
Delayed automatic start stop	•	•
Stainless steel cabinet	•	•
STANDARD EQUIPMENT		
HOSE NOZZLE 20R3/4	61369	61369
HIGH PRESSURE HOSE DN6X8200MM	101405641	101405641
WINTER GUN 12 BAR	106402243	106402243
UNIVERSAL PLUS 1080 BENT 170 F. BRUSH	106403037	106403037
NOZZLE 0370 INDICATION RING BRONZE	101119737	101119737
SELF-SERVICE BRUSH AUTO	106402241	106402241
ITEM NO.	107370882	107370884



Robust and powerful petrol driven cold water high pressure washers

- Robust long life pumps with ceramic pistons
- Robust and maniable design
- Wide range of performance levels with high pressure levels
- Lightweight yet maniable design
- Ergo accessory concept

The MC PE/DE range is ideal for use in areas where electrical power may not at all be available or not be string enough to allow high power cleaning. Self priming and suction ability also means that water can be drawn from a tank or river. Ideal for use in building and construction, rental, agricultural segments.



TECHNICAL DATA

	MC 2C-160/740 PET	MC 3C 180/770 PET	MC 4C 220/770 PEXT	MC 5C 230/940 PE	MC 5C 280/1000 PE
Pump pressure (bar/MPa)	160	180	210	240	280
Cleaning impact (kg/force)	3.5	3.8	4.1	5.4	6.5
Water flow Qmax/Qiec (l/h)	670/740	690/750	690/770	850/940	950/1000
Pump (RPM)	3400	3400	3400	3400	3400
Max. inlet temperature (°C)	60	60	60	60	60
Power source diesel					
Power source petrol	Kohler SH265	Kohler CH270	Honda GX200	Honda GX270	Honda GX390
Ceramic pistons				3	3
Length x width x height (mm)	533x521x935	533x521x935	546x615x1021	546x615x1021	668x572x1021
Weight (kg)	30.2	32.2	39.9	44.8	52
Nozzle size	.0370	.0400	.0340	.0370	.0370
Motor power hp (kW)	6.5 (4.7)	7 (5.2)	5.5 (4.1)	9 (6.6)	13 (9.5)
Recommended avg. hours of use per day	2	3	4	5	5

FEATURES

Stainless steel pistons	•				
Ceramic coated pistons		•	•		
Ceramic pistons				•	•
Direct drive	•	•	•	•	•
Reduction Gear					
Flat Free Wheels	•	•	•	•	•

STANDARD EQUIPMENT

ERGO COUPLING KIT	101119496	101119496	101119496	101119496	101119496
GARDENA COMPATIBLE MALE 3/4" ACCESSORY	106404529	106404529	106404529	106404529	106404529
10 M WIRE HOSE DN6	301002275	301002275			
HOSE DN6 15 M 1W - 3/8-QC			6528613		
HOSE DN8 1 WIRE 10M W.ERGO FEMALE COUPL.				101405770	101405770
ERGO 2000 STANDARD W. HOSE SWIVEL	106403122	106403122	106403122	106403122	106403122
TORNADO PLUS 1000 BEND W/O NOZZLE					106403011
FLEXOPOWER PLUS 960 BEND W/O NOZZLE			106402282	106402282	
TURBOHAMMER PLUS 950 STRAIGHT W12 0350			106403077		
4-IN-1 LANCE INCL 0370 ALUMINUM HEAD	106408252				
4-IN-1 LANCE INCL 0400 ALUMINUM HEAD		106408253			
NOZZLE 0340 INDICATION RING VIOLET			101119735		
NOZZLE 0370 INDICATION RING BRONZE	101119737			101119737	101119737
NOZZLE 0400 INDICATION RING METAL GREY		101119738			
ITEM NO.	106404532	106404533	106404535	106404536	106404538



Robust and powerful petrol driven cold water high pressure washers

- Robust long life pumps with ceramic pistons
- Robust and maniable design
- Wide range of performance levels with high pressure levels
- Lightweight yet maniable design
- Ergo accessory concept

The MC PE/DE range is ideal for use in areas where electrical power may not at all be available or not be string enough to allow high power cleaning. Self priming and suction ability also means that water can be drawn from a tank or river. Ideal for use in building and construction, rental, agricultural segments.



TECHNICAL DATA	MC 5C 280/1000 PEXT	MC 5M-195/1000 DE	MC 5M 280/1100 PE	MC 5M 280/1100 PE Cage	MC 7P-220/1120 PE PLUS
Pump pressure (bar/MPa)	280	195/19.5	280	290	220/22
Cleaning impact (kg/force)	6.5	5.3	7.1	6.9	6.1
Water flow Qmax/Qiec (l/h)	950/1000	1000/950	1040/1100	1000/1050	1120/1010
Pump (RPM)	3400	1650	1750	1750	1700
Max. inlet temperature (°C)	60	60	60	60	80
Power source diesel		YANMAR L100 DE			
Power source petrol	Honda GX390		Honda GX390	Honda GX390	Honda GX390
Ceramic pistons	3	3	3	3	4
Length x width x height (mm)	546x615x1021	750x680x850	713x572x1021	1295x762x955	1067x686x660
Weight (kg)	60	110	61	80	93
Nozzle size	.0370	.0530	.0450	.0400	.0500
Motor power hp (kW)	13 (9.5)	10 (7.3)	13 (9.5)	13 (9.5)	13 (9.5)
Recommended avg. hours of use per day	5	5	6	6	6
FEATURES					
Pneumatic wheels					•
Ceramic pistons	•	•	•	•	•
Direct drive	•				•
Reduction Gear			•	•	
Flat Free Wheels	•		•	•	
STANDARD EQUIPMENT					
ERGO COUPLING KIT	101119496	101119496	101119496	101119496	101119496
GARDENA COMPATIBLE MALE 3/4" ACCESSORY	106404529		106404529	106404529	
HOSE NOZZLE 20R3/4		61369			61369
HOSE DN8 1 WIRE 10M W.ERGO FEMALE COUPL.		101405770	101405770		101405770
HOSE DN8 1 WIRE 15M W.ERGO FEMALE COUPL.				301001100	
HOSE DN8 1 WIRE 20M W.ERGO FEMALE COUPL.	301001101				
ERGO 2000 STANDARD W. HOSE SWIVEL	106403122	106403122	106403122	106403122	106403122
TORNADO PLUS 1000 BEND W/O NOZZLE	106403011	106403011	106403011	106403011	106403011
TURBOHAMMER PLUS 1115 STRAIGHT W12 0400	106403002				
NOZZLE 0370 INDICATION RING BRONZE	101119737				
NOZZLE 0400 INDICATION RING METAL GREY				101119738	
NOZZLE 0450 INDICATION RING LIGHT BLUE			101119740		
NOZZLE 0500 INDICATION RING YELLOW					101119741
NOZZLE 0530 INDICATION RING RED		101119742			
ITEM NO.	106404539	106174740	106404540	106404542	106174807



Total independence of electrical power and normal water sources

- EcoPower boiler with > 92% efficiency with reduced running costs
- Slow running pumps either by belt drive or by direct gear reduction
- Integrated fuel tank
- Easy to use control panel
- Ergo accessory concept
- Honda petrol motors, Yanmar or Mitsubishi diesel engines
- Mobile units or trailer mounted
- Easy transport by forklift truck
- Low pump oil safety function
- Easy oil drain from pump and motor reduce maintenance costs
- Max. Inlet temperature 40°C

MH PE/DE is a comprehensive range of petrol and diesel powered hot water models for professional use in areas where electrical source is not available. Models can also typically draw water from tanks, wells or rivers giving a high level of use autonomy. MH PE/DE are thus ideal solutions for hot water cleaning in construction and industrial segments, or by contract cleaners or public authorities.



TECHNICAL DATA	MH 5M-200/1000 DE	MH 7P-220/1120 PE	MH 7P-220/1300 DE
Pump pressure (bar/MPa)	200/20	220/22	220/22
Cleaning impact (kg/force)	5.1	6.1	7.2
Water flow Qmax/Qiec (l/h)	1000/900	1120/1010	1300/1200
Pump (RPM)	1485	1775	1630
Max. inlet temperature (°C)	40	40	40
Water temperature (water/steam) (°C)	90/150	90/150	90/150
Power source diesel	Yanmar L100		Mitsubishi S3L2
Power source Petrol		Honda GX390	
Power consumption (kW)	10 HP/7.3 kW	13 HP/9.6 kW	16 HP/11.7 kW
Fuel consumption at ΔT=45°C (kg/h)	4.7	5.6	6.8
Fuel consumption, motor (l/h)	2.2	3.5	3.5
Fuel tank (l)	Boiler 57/Motor 5.5	Boiler 57/Motor 6.1	Boiler/Motor 57
Ceramic pistons	3	4	4
Length x width x height (mm)	970x780x1000	970x780x1000	1130x910x1050
Weight (kg)	220	210	510
Nozzle size	.0450	.0500	.0640
FEATURES			
EcoPower boiler-high efficiency	•	•	•
Pump oil warning system	•	•	•
Service indicator	•	•	•
Electrical starting system	•	•	•
Thermal dump valve	•		
Flame sensor	•	•	•
Exhaust gas temperature sensor	•	•	•
STANDARD EQUIPMENT			
ERGO COUPLING KIT	101119496	101119496	101119496
HOSE NOZZLE 20R3/4	61369	61369	61369
HOSE DN8 1 WIRE 15M W.ERGO FEMALE COUPL.	301001100	301001100	
HP HOSE DN10 150DEG L15000mm			1402064
ERGO 2000 STANDARD W. HOSE SWIVEL	106403122	106403122	106403122
TORNADO PLUS 1120 BEND W/O NOZZLE	106403010	106403010	106403010
NOZZLE 0450 INDICATION RING LIGHT BLUE	101119740		
NOZZLE 0500 INDICATION RING YELLOW		101119741	
NOZZLE 0640 INDICATION RING GREEN			101119745
NOZZLE 0650 INDICATION RING LIGHT GREEN			
ITEM NO.	106239610	106239530	106239635



Liquid Sprayers are hand-held low pressure manual sprayers. Specific models can be used with aggressive detergents and acids.

PRODUCTS	1,5P	5S	10SP	20S
Alcohol	○	●	●	●
Chlorine			○	
Alcaline	○	○	○	○
Solvents	●	●	●	●
Mineral Oil	○	●	●	●
Acids automotive			○	
Acides Hygiene			○	

- Very Suitable
- Limited Suitable



1.5

8P

5S

10SP

20S

TECHNICAL DATA	1.5	8P	5S	10SP ¹⁾	20S
Pump pressure (bar)	2	4	6	6	6
Tank capacity (l)	1.25	8	5	10	20
Working pressure (bar/psi)	2/29	3/43	6/87	6/87	6/87
Max. water temperature (°C)	30	40	50	30	50
Length of hose (m)	-	1.3	1.4	2	4
Seal	Viton	Viton	Viton	Viton	Viton
Compressed air connection	No	No	Yes	Yes	Yes
With hand pump	Yes	Yes	Yes	No	No
Metal nozzle with regulation	Yes	Yes	Yes	Yes	Yes
Diameter (mm)	130	200	180	210	210
Height (mm)	300	620	460	580	890
Weight (kg)	0.4	2.2	3.5	6.2	7.5
ITEM NO.	80853	25598	7110005	7110010	7110020

ACCESSORIES	1.5	8P	5S	10SP ¹⁾	20S
Pistol valve (excl. hose and lance)			● / 7110420		
Pistol valve (excl. hose and lance)				● / 7110403	● / 7110403
Manual pump, complete			● / 7110241		
Hose			● / 7110428	● / 7110431	● / 7110401
Spray gun, Pro acces			○ / 4810328	○ / 4810328	
Foam nozzle G 1/4			○ / 308000057	○ / 308000057	○ / 308000057

¹⁾ The 10SP is a stainless steel tank for durability, with a polyethylene internal liner for use with detergents containing chlorine or those with a pH below 3.

○ Supplementary accessories adapters not required
 ● Standard equipment or recommended equipment

The product increases cleaning width and reduces cleaning time compared to standard lances and nozzles in a very cost effective way. The HydroScrub's are robust and efficient surface cleaners for floor, wall or table cleaning tasks.

Application and customer groups:

The HydroScrub's are perfect tools for cleaning of surfaces in the automotive/transport segment, in food industries and for craftsmen. The different models can be used on machines in the low end, part of the middle range and the low and part of the high range of High Pressure Washers.




The HydroScrub is an effective tool for cleaning various large flat surfaces, and must be connected to Nilfisk high pressure washers fitted with the original size of nozzle.

How to choose the correct nozzles

Nilfisk machine Standard nozzle	You need:	Item no: 1 st nozzle	Item no: 2 nd nozzle	P300	P400	S500	P500 M
.0275	2 x .0165	102802851	102802851	*			
.0300	2 x .0165	102802851	102802851	*			
.0340	1 x .0200 + 1 x .0165	102802852	102802851	*	*		
.0350	1 x .0200 + 1 x .0165	102802852	102802851	*	*		
.0370	1 x .0200 + 1 x .0165	102802852	102802851	*	*		
.0400	2 x .0200	102802852	102802852		*		
.0400	1 x .0165 + 1 x .0285	102802851	102802854	*			
.0435	1 x .0200 + 1 x .0245	102802852	102802853	*	*		
.0450	1 x .0200 + 1 x .0245	102802852	102802853	*	*		
.0475	1 x .0200 + 1 x .0275	102802852	101117692		*		
.0475	1 x .0200 + 1 x .0285	102802852	102802854	*			*
.0500	2 x .0275	101117692	101117692		*		*
.0500	1 x .0245 + 1 x .0285	102802853	102802854	*			*
.0530	2 x .0275	101117692	101117692		*		*
.0530	1 x .0245 + 1 x .0285	102802853	102802854	*			*
.0550	2 x .0275	101117692	101117692		*		*
.0550	2 x .0285	102802854	102802854	*			*
.0600	2 x .0300	101117695	101117695		*	*	*
.0640	1 x .0300 + 1 x .0340	101117695	101119735		*	*	*
.0650	1 x .0300 + 1 x .0340	101117695	101119735		*	*	*
.0680	2 x .0340	101119735	101119735		*	*	*
.0700	2 x .0350	101119736	101119736		*	*	*
.0750	1 x .0350 + 1 x .0400	101119736	101119738		*	*	*
.0800	2 x .0400	101119738	101119738		*	*	*
.0850	2 x .0435	101119739	101119739		*	*	*
.0900	2 x .0450	101119740	101119740		*	*	*
.0950	2 x .0500	101119741	101119741		*	*	*
.1000	2 x .0500	101119741	101119741		*	*	*
.1100	2 x .0550	101119743	101119743			*	*
.1200	2 x .0600	101119744	101119744			*	*
.1300	2 x .0650	101119746	101119746			*	*
.1500	2 x .0750	101119749	101119749			*	*
.1590	2 x .0800	101119750	101119750			*	*

TECHNICAL DATA	P300	P400	S500	P500 M
Diameter, cabinet (mm)	300	400	500	500
Side bar mountable on cabinet	Yes	No	No	No
Cabinet material	Injection moulded ABS	Injection moulded ABS	Stainless steel	Injection moulded ABS
Bearing for rotating arm:	Long life bearing	Long life bearing	Long life bearing	Long life bearing
Min/max. water flow (l/h)	420 / 750	600 / 1200	1000 / 2000	750 / 1400
Max pressure (bar)	200	250	250	250
Max temperature inlet water °C	60	60	60	60
Nozzles included	Yes	No	No	No
Machine use on - nozzle size	.0275 - .0550	.0340 - .1000	.0600 - .1590	.0475 - .1590
ITEM NO.	106403187	106403157	106403158	106403159



Powerful and cost efficient cleaning for professional users

- High pressure 350-500 bar
- Solid, galvanized and powder-coated frame
- Stainless steel top cover for protection and hose storage
- Big handle for easy maneuvering and storage of cables and hoses
- Compact design – can go through a standard size door
- Easy access to pump for service and maintenance
- Inlet filtration system

Heavy-duty high pressure water blasters offer powerful and cost efficient cleaning for professional users. Removing paint, rust, markings and graffiti on steel and concrete surfaces.

- Cleaning scaffolding material
- Cleaning construction machinery and equipment
- Removing lime scale deposits and marine growth
- Deck cleaning and cleaning of cargo hold



TECHNICAL DATA	MERLION 350	MERLION 500
Pump pressure (bar/MPa)	350/35	500/50
Cleaning impact (kg/force)	9.5	7.7
Water flow (l/h)	1260	960
Pump (RPM)	1450/1750	1450/1750
Max. water temperature (°C)	30	30
Power consumption (kW)	15	15
Voltage/phase/frequency/current (V~/Hz/A)	380-415/3/50/29 or 440-460/3/60/29	380-415/3/50/30 or 440-460/3/60/30
Dimensions L x W x H (mm)	1057x494x938	1057x494x938
Weight (kg)	235	240
El-cable, oil resistant (M)	15	15
Nozzle size, straight fan 1/4"	0005/0005	0003/0003
FEATURES		
20 Hp motor	●	●
Automatic start/stop with timer	○	○
Triplex pump with ceramic plunges	●	●
STANDARD EQUIPMENT		
HP hose	15 m (1/2")	15 m (1/2")
Lance	single	single
Gun	dry shut P.A. - model 551180	dry shut P.A. - model 551180
ITEM NO. 50 HZ	700995884	700995874
ITEM NO. 60 HZ	700995885	700995875



Be sure you have the right too for the job

- High pressure 500-800 bar
- Solid, galvanized and powder-coated frame
- Non-corrosive material used in pumps and fittings
- Unique pump design with 3 ceramic plungers
- Built-in stainless unloader/safety valve
- Start-up accumulator
- Easy access to pump for service and maintenance
- Low water level cut-off switch
- Built-in trigger gun holder and cable holder
- Drip return ensuring long seal life and drip free operation (MERMAID 800)
- Identical suction and discharge valves, easily replaceable (MERMAID 800)

Perfect for deck cleaning and cleaning cargo holds. Furthermore, they offer dust free sandblasting. These machines are designed not only to clean surfaces, but also to blast off scale, grime, rust, graffiti and even cut through concrete.

- Removing paint, rust, markings and graffiti on steel and concrete surfaces
- Dust free sand blasting
- Concrete removal



TECHNICAL DATA	MERMAID 500	MERMAID 800
Pump pressure (bar/MPa)	500/50	800/80
Cleaning impact (kg/force)	16.3	13.7
Water flow (l/h)	1800	1200
Pump (RPM)	1450/1750	1450/1750
Max. water temperature (°C)	30	30
Power consumption (kW)	30	30
Voltage/phase/frequency/current (V~/Hz/A)	380-415/3/50/46 or 440-460/3/60/46	380-415/3/50/50 or 440-460/3/60/50
Dimensions L x W x H (mm)	1495x980x1263	1495x980x1263
Weight (kg)	440	530
El-cable, oil resistant (M)	15	15
Nozzle size, straight fan 1/4"	0005/0005	0003/0003
FEATURES		
40 Hp motor	•	•
80 l water brake tank	•	•
Pneumatic wheels	•	•
Stainless steel pump head		•
Built-in safety valve	•	•
5 x Ceramic plunges	•	•
3 x Tungsten carbide plunges		•
Built-in booster pump		•
25 micron filtration system		•
Duplex-steel valves, with stainless steel casing		•
STANDARD EQUIPMENT		
HP hose	20 m (1/2")	20 m (1/2")
Lance	single	single
Gun	dry shut P.A. - model 551180	dry shut P.A - dump gun w/ by-pass
ITEM NO. 50 HZ	700995244	700995250
ITEM NO. 60 HZ	700995245	700995251

Increased flexibility with Nilfisk Accessories & Options

The SC UNO, SC DUO and SH SOLAR can be equipped with an electronic control board. This gives the possibility to use a wide range of FACTORY-MOUNTED options and equipment such as remote control, coin boxes, pressure relief... The use of options means that a standard machine is quickly and easily configured to become a customer-specific solution.

Item no.:	Accessory or Factory Mounted Option	Description	SC UNO 4M PS	SC UNO 5M L	SC UNO 5M, 6P, 7P	SC DUO 6P, 7P
107371020	Accessory	Water Break Tank (WBT) max 40 l/min	X	X	X	X (only for SC DUO 6P requires 2 WBT)
107371022	Accessory	Water Break Tank (WBT) max 40 l/min				X (only for SC DUO 7P requires 1 WBT)
107371023	Accessory	Water Inlet Security			X	X
107371024	Accessory	Low Water Security Pressure switch on water inlet of stationary units. Set to 1 bar. If inlet water pressure is lower than 1 bar - the motor pump stops avoiding the unit running in "dry" mode. Needs a service technician to activate the accessory.			X	X
107371025	Accessory	2 x High pressure Detergent (Also needs Remote Control 107371026) Injection of 2 x detergent at high pressure. Volume can be adjusted on the detergent pumps. (0-13 l/hour). Needs a service technician to activate the accessory.			X Requires remote control and WBT	X Requires remote control and WBT
107371026	Accessory	Remote Control 6 functions Needs a service technician to activate the accessory.			X	X
107371027	Accessory	Coin Box ON-OFF + Detergent A-B (EUR, CHF, GBP) Coiner can be teached all coins) Needs a service technician to activate the accessory.			X	X
107371028	Accessory	Pressure Relief If the system is not in use for a period of time (can be adjusted) the machine will close down and relieve the pressure in the high pressure line. Needs a service technician to activate the accessory.			X (Requires WBT)	X (Requires WBT)
107371029	Accessory	Accessory Storage and high pressure hose Can storage 3 lances, one foam sprayer and high pressure hose.	X	X	X	X
107371013	Accessory	Junctionbox Remote/slave. Connection box for remote control extension cable. Needs a service technician to activate the accessory.			X	X
107371000	Factory Mounted Option	Water Break Tank (WBT) max 40 l/min	X	X	X	X (SC DUO 6P requires 2 WBT)
107371014	Factory Mounted Option	Water Inlet Security Opens and closes a solenoid valve on the water inlet line, at the same time as the machine starts and stops. Needs a service technician to activate the accessory.			X	X
107371003	Factory Mounted Option	Stainless Steel cabinet parts UNO		X	X	
107371004	Factory Mounted Option	Stainless Steel cabinet parts DUO				X
107371005	Factory Mounted Option	Low Water Security Pressure switch on water inlet of stationary units. Set to 1 bar. If inlet water lower than 1 bar - the motor pump stops avoiding the unit running in "dry" mode.			X	X
107371006	Factory Mounted Option	2 x High Pressure Detergent (Also needs Remote Control 107371007) Injection of 2 x detergent at high pressure. Volume can be adjusted on the detergent pumps. (0-13 l/hour).			X Requires remote control and WBT	X Requires remote control and WBT
107371007	Factory Mounted Option	Remote Control 6 functions			X	X
107371008	Factory Mounted Option	Coin Box ON-OFF + Detergent A-B (Coiner is for EUR, CHF, GBP coins) Coiner can be teached coins from all other kind of currencies.			X	X
107371009	Factory Mounted Option	Pressure Relief If the system is not in use for a period of time (can be adjusted) the machine will close down and pressure drelief the high pressure line.			X (Requires WBT)	X (Requires WBT)
107371010	Factory Mounted Option	230/3/50 Conversion Kit 5M-L		X		
107371011	Factory Mounted Option	230/3/50 Conversion Kit 5M			X	
107371012	Factory Mounted Option	230/3/50 Conversion Kit 6P - 7P			X	

Option	Description	SH SOLAR D/G Item No.	SH SOLAR E Item No.
High Pressure detergent manual use	Injection of detergent under high pressure, manually controlled at the machine.	107340903	na
	If WBT is added max. inlet of water temperatur for SC UNO 4M+5M = 40 degrees If WBT is added max. inlet of water temperatur for SC UNO/DUO 6P+7P = 70 degrees		
Cold/Warm switchover EH	Allows double water inlet (either hot or cold) and switchover between sources.	na	107370959
1 x detergent, EL. SOLAR OPTION	Injection of 1 x detergent under high pressure controlled by solenoid valve and dosing unit. Detergent can be activated at a remote control unit or box.	107370952 Also need: Remote control box with 4 buttons	107370952 Also need: Remote control box with 4 buttons
2 x detergent, EL. SOLAR OPTION	Injection of 2 x detergent under high pressure controlled by solenoid valve and dosing unit. Detergent can be activated at a remote control unit or coin box.	107370953 Also need: Remote control box with 5 buttons	107370953 Also need: Remote control box with 5 buttons
Option Automatic Pressure relief	If the system is not in use for 10 minutes (or 20 seconds after the system closes down), a valve opens and relieves the pressure in the high pressure piping line. The entire system is free of pressure and must afterwards be started again.	107370966	107370966
No-Scale Unti SOLAR Option	Prevents scale in the boiler or internal water tank.	107370958	107370958
Low water security - 1 bar	Pressure switch on water inlet of the stationary unit. Set to 1 bar. Inlet water lower than 1 bar - the motor pump stops avoiding the unit running in "dry" mode.	107340905	Standard
Water inlet security option	Opens and closes a solenoid valve on the water inlet line, at the same time as the machine starts and stops.	107340910	na
Remote control boxes	On-Off = 2 buttons On-Off+1 function (burner or option) = 3 buttons On-Off+2 functions (burner or option) = 4 buttons On-Off+3 functions (burner or option) = 5 buttons Mains cut off button	107340911 107340912 107340913 107340914 29277	107340911 107340912 107340913 107340914 29277
Coin boxes €½ Coin boxes €1 Coin boxes Token Coin boxes €½, incl. Detergent Coin boxes €1, incl. Detergent Coin boxes Token, incl. Detergent	Mechanical, simple on-off, €½ Mechanical, simple on-off, €1 Mechanical, simple on-off, Tokens Mechanical, on-off + 1 detergent, €½ Mechanical, on-off + 1 detergent, €1 Mechanical, on-off + 1 detergent, Token	54328 54329 54330 54332 54333 54334	54328 54329 54330 54332 54333 54334
FROST PROTECTION - Standard	Water wasted/no recirculation. Requires a built-in pressure relief. Change gun to "weeping gun".	107370954	107370954
FROST PROTECTION - Deluxe	incl. heating unit	107370955	107370955
M.M.O.	Allows connection of up to 3 SOLAR units together	107370964	107370964
Closed air intake for gas models	Closed air intake for gas models	107370965	107370965
Stainless steel parts G/GH	Stainless steel cabinet	107370963 (G+GH)	
Stainless steel parts D/EH	Stainless steel cabinet	107370962 (D)	107370962 (EH)
2 x chemical magnet valve	Requires control kit	107360901	
Winter gun - 12 bar	For frost protection - water wasted	106402243	106402243

Accessories for Pressure Washers



- MC 2C-120/520 T
- MC 2C-120/520 XT
- MC 2C-140/610 XT
- MC 2C-150/650
- MC 2C-150/650 XT
- MC 3C-150/660
- MC 3C-150/660 XT
- MC 3C-160/770
- MC 3C-170/820
- MC 3C-170/820 XT
- MC 5M-180/840
- MC 5M-180/840 XT
- MC 5M-200/1000
- MC 5M-200/1000 XT
- MC 5M-200/1050
- MC 5M-200/1050 FA
- MC 5M-200/1050 XT
- MC 5M-220/1130
- MC 5M-220/1130 FA
- MC 5M-220/1130 XT
- MC 4M-140/620
- MC 4M-160/620
- MC 4M-160/620 XT
- MC 4M-180/740
- MC 4M-180/740 XT
- MC 6P-170/1600 FA
- MC 6P-170/1600 FAXT
- MC 6P-180/1300 FA
- MC 6P-180/1300 FAXT
- MC 6P-200/1100 FAXT
- MC 6P-250/1100 FA
- MC 6P-250/1100 FAXT
- MC 7P-195/1280 FA
- MC 7P-195/1280 FAXT
- MC 7P-195/1280 FBFA
- MC 8P-160/2500
- MC 8P-160/2500 ST
- MC 8P-180/2100
- MH 3C-145/600 PA
- MH 3C-145/600 PAX
- MH 3C-180/780 PA
- MH 3C-180/780 PAX
- MH 3M-140/580 PA
- MH 3M-140/580 PAX 230/150 EU
- MH 3M-160/770 PA
- MH 3M-160/770 PAX 400/350 EU
- MH 4M-130/720 FA
- MH 4M-180/860 FA
- MH 4M-180/860 FAL

Ergo System Coupling and Adapter

COUPLING - FEMALE/Q-COUPL 3/8 INCH

ERGO COUPLING KIT

HIGH PRESSURE COUPLINGS KIT

Nippel F. Q.-COUPL. 3/8 INCH

NIPPLE F/QUICK COUPLING 3/8 SS

NIPPLE FOR SPRAY LANCE STAN.L

PACK RING D23.8XD14.96 3/8NBR SELF-CENT.

High Pressure Male Coupling

ADAPTER KEW QUICK COUPLING MALE 3/8

ADAPTOR 3/8 INCH MALE FOR HOSE

ADAPTOR KEW GUN TO WAP ACCESS.

GARDENA COMPATIBLE MALE 3/4" ACCESSORY

GARDENA COUPLING HOSE END 1/2 BULK

GEKA COUPLING HOSE END 3/4

HOSE LINER 20 R1

LP NIPPLE F. Q.-COUPLING 3/4IN

NITO COUPLING HOSE END 1

High Pressure Female Coupling

ADAPTER KEW QUICK COUPLING FEMALE 3/8

ADAPTER WAP GUN COUPLING FEMALE M21X1.5



● Standard accessories
 ○ Supplementary accessories
 □ Supplementary and mountable accessories

Accessories for Pressure Washers



Accessories	Item no.
MH 4M-200/960 FA	
MH 4M-200/960 FAX	
MH 4M-210/1000 PAX	
MH 4M-220/1000 FA	
MH 4M-220/1000 FAX	
MH 5M-200/960 FA	
MH 5M-200/960 FAX	
MH 5M-210/1100 FA	
MH 5M-210/1100 FAX	
MH 5M-210/1100 PAX	
MH 5M 180/800 FA	
MH 5M 180/800 FAX	
MH 6P-175/1250 FA	
MH 6P-175/1250 FAX	
MH 6P-200/1300 FA	
MH 6P-200/1300 FAX	
MH 7P-180/1260 FA	
MH 7P-180/1260 FAX	
MH 8P-180/2000 FA	
MH 8P-180/2000 FAX	
SC UNO 4M-140/620 P5	
SC UNO 4M-160/720 P5	
SC UNO 5M-200/1050	
SC UNO 5M-200/1050 L	
SC UNO 6P-160/2500	
SC UNO 6P-170/1610	
SC UNO 6P-200/1900	
SC UNO 7P-180/1200	
SC DUO 6P-160/5000	
SC DUO 6P-170/3220	
SC DUO 6P-200/3800	
SC DUO 7P-180/2400	
SC DELTA 6P 160/4500-3 EU	
SC DELTA 6P 160/6000-4 EU	
SC DELTA 6P 160/9000-6 EU	
SC DELTA 8P 100/10000-4 400/3/50 EU	
SC DELTA 8P 100/15000-6 400/3/50 EU	
SC DELTA 8P 100/7500-3 400/3/50 EU	
SH SOLAR 7P-170/1200 D	
SH SOLAR 7P-170/1200 D55	
SH SOLAR 8P-180/2000 D	
SH SOLAR 7P-135/875 E18	
SH SOLAR 7P-170/1200 E18	
SH SOLAR 7P-170/1200 E36	
SH SOLAR 7P-170/1200 E54	
SH SOLAR 5M-150/1020 G	
SH SOLAR 7P-170/1200 G	
SH TRUCK 5M-180/970	
SH TRUCK 7P-175/1260	
SH AUTO 5M-100/500 D55	
SH AUTO 5M-100/500 E	
MC 2C-160/740 PET	
MC 3C 180/770 PET	
MC 4C 220/770 PET	
MC 5C 230/940 PE	
MC 5C 280/1000 PE	
MC 5C 280/1000 PEXT	
MC 5M-195/1000 DE	
MC 5M 280/1100 PE	
MC 5M 280/1100 PE Cage	
MC 7P-220/1120 PE PLUS	
MH 5M-200/1000 DE	
MH 7P-220/1120 PE	
MH 7P-220/1300 DE	
	106402075
	101119496
	101119499
	1600493
	1603101
	1609325
	1801075
	66159
	6401067
	66161
	106404529
	1608629
	1311
	6577
	1600659
	1604669
	66160
	66162

- Standard accessories
- Supplementary accessories
- Supplementary and mountable accessories

Accessories for Pressure Washers



Accessories	Item no.
MH 4M-200/960 FA	
MH 4M-200/960 FAX	
MH 4M-210/1000 PAX	
MH 4M-220/1000 FA	
MH 4M-220/1000 FAX	
MH 5M-200/960 FA	
MH 5M-200/960 FAX	
MH 5M-210/1000 FA	
MH 5M-210/1000 FAX	
MH 5M-210/1100 PAX	
MH 5M 180/800 FA	
MH 5M 180/800 FAX	
MH 6P-175/1250 FA	
MH 6P-175/1250 FAX	
MH 6P-200/1300 FA	
MH 6P-200/1300 FAX	
MH 7P-180/1260 FA	
MH 7P-180/1260 FAX	
MH 8P-180/2000 FA	
MH 8P-180/2000 FAX	
SC UNO 4M-140/620 P5	
SC UNO 4M-160/720 P5	
SC UNO 5M-200/1050	
SC UNO 5M-200/1050 L	
SC UNO 6P-160/2500	
SC UNO 6P-170/1610	
SC UNO 6P-200/1900	
SC UNO 7P-180/1200	
SC DUO 6P-160/5000	
SC DUO 6P-170/3220	
SC DUO 6P-200/3800	
SC DUO 7P-180/2400	
SC DELTA 6P 160/4500-3 EU	
SC DELTA 6P 160/6000-4 EU	
SC DELTA 6P 160/9000-6 EU	
SC DELTA 8P 100/15000-6 400/3/50 EU	
SC DELTA 8P 100/15000-6 400/3/50 EU	
SC DELTA 8P 100/7500-3 400/3/50 EU	
SH SOLAR 7P-170/1200 D	
SH SOLAR 7P-170/1200 D55	
SH SOLAR 8P-180/2000 D	
SH SOLAR 7P-135/875 E18	
SH SOLAR 7P-170/1200 E18	
SH SOLAR 7P-170/1200 E36	
SH SOLAR 7P-170/1200 E54	
SH SOLAR 5M-150/1020 G	
SH SOLAR 7P-170/1200 G	
SH TRUCK 5M-180/970	
SH TRUCK 7P-175/1260	
SH AUTO 5M-100/500 D55	
SH AUTO 5M-100/500 E	
MC 2C-160/740 PET	
MC 3C 180/770 PET	
MC 4C 220/770 PEXT	
MC 5C 230/940 PE	
MC 5C 280/1000 PE	
MC 5C 280/1000 PEXT	
MC 5M-195/1000 DE	
MC 5M 280/1100 PE	
MC 5M 280/1100 PE Cage	
MC 7P-220/1120 PE PLUS	
MH 5M-200/1000 DE	
MH 7P-220/1120 PE	
MH 7P-220/1300 DE	
	1718
	61369
	1602945
	301002275
	101405641
	126528620
	6528613
	101406058
	101117763
	101406069
	101406175
	101406176
	107142542
	1405569
	101405770
	301001100
	301001101
	1405666

- Standard accessories
- Supplementary accessories
- Supplementary and mountable accessories

Accessories for Pressure Washers



Accessories	Item no.
MH 4M-200/960 FA	
MH 4M-200/960 FAX	
MH 4M-210/1000 PAX	
MH 4M-220/1000 FA	
MH 4M-220/1000 FAX	
MH 5M-200/960 FA	
MH 5M-200/960 FAX	
MH 5M-210/1100 FA	
MH 5M-210/1100 FAX	
MH 5M-210/1100 PAX	
MH 5M 180/800 FA	
MH 5M 180/800 FAX	
MH 6P-175/1250 FA	
MH 6P-175/1250 FAX	
MH 6P-200/1300 FA	
MH 6P-200/1300 FAX	
MH 7P-180/1260 FA	
MH 7P-180/1260 FAX	
MH 8P-180/2000 FA	
MH 8P-180/2000 FAX	
SC UNO 4M-140/620 P5	
SC UNO 4M-160/720 P5	
SC UNO 5M-200/1050	
SC UNO 5M-200/1050 L	
SC UNO 6P-160/2500	
SC UNO 6P-170/1610	
SC UNO 6P-200/1900	
SC UNO 7P-180/1200	
SC DUO 6P-160/5000	
SC DUO 6P-170/3220	
SC DUO 6P-200/3800	
SC DUO 7P-180/2400	
SC DELTA 6P 160/4500-3 EU	
SC DELTA 6P 160/6000-4 EU	
SC DELTA 6P 160/9000-6 EU	
SC DELTA 8P 100/10000-4 400/3/50 EU	
SC DELTA 8P 100/15000-6 400/3/50 EU	
SC DELTA 8P 100/7500-3 400/3/50 EU	
SH SOLAR 7P-170/1200 D	
SH SOLAR 7P-170/1200 D55	
SH SOLAR 8P-180/2000 D	
SH SOLAR 7P-135/875 E18	
SH SOLAR 7P-170/1200 E18	
SH SOLAR 7P-170/1200 E36	
SH SOLAR 7P-170/1200 E54	
SH SOLAR 5M-150/1020 G	
SH SOLAR 7P-170/1200 G	
SH TRUCK 5M-180/970	
SH TRUCK 7P-175/1260	
SH AUTO 5M-100/500 D55	
SH AUTO 5M-100/500 E	
MC 2C-160/740 PET	
MC 3C 180/770 PET	
MC 4C 220/770 PEXT	
MC 5C 230/940 PE	
MC 5C 280/1000 PE	
MC 5C 280/1000 PEXT	
MC 5M-195/1000 DE	
MC 5M 280/1100 PE	
MC 5M 280/1100 PE Cage	
MC 7P-220/1120 PE PLUS	
MH 5M-200/1000 DE	
MH 7P-220/1120 PE	
MH 7P-220/1300 DE	
	101406102
	1402924
	1402916
	1402932
	1402940
	6101766
	1402064
	1402072
	1402080
	1402098
	1402759
	101406220
	1401991
	1402007
	1402015
	6101767
	1401983

- Standard accessories
- Supplementary accessories
- Supplementary and mountable accessories

Accessories for Pressure Washers



Accessories	Item no.
MH 4M-200/960 FA	
MH 4M-200/960 FAX	
MH 4M-210/1000 PAX	
MH 4M-220/1000 FA	
MH 4M-220/1000 FAX	
MH 5M-200/960 FA	
MH 5M-200/960 FAX	
MH 5M-210/1000 FA	
MH 5M-210/1000 FAX	
MH 5M-210/1100 PAX	
MH 5M 180/800 FA	
MH 5M 180/800 FAX	
MH 6P-175/1250 FA	
MH 6P-175/1250 FAX	
MH 6P-200/1300 FA	
MH 6P-200/1300 FAX	
MH 7P-180/1260 FA	
MH 7P-180/1260 FAX	
MH 8P-180/2000 FA	
MH 8P-180/2000 FAX	
SC UNO 4M-140/620 P5	
SC UNO 4M-160/720 P5	
SC UNO 5M-200/1050	
SC UNO 5M-200/1050 L	
SC UNO 6P-160/2500	
SC UNO 6P-170/1610	
SC UNO 6P-200/1900	
SC UNO 7P-180/1200	
SC DUO 6P-160/5000	
SC DUO 6P-170/3220	
SC DUO 6P-200/3800	
SC DUO 7P-180/2400	
SC DELTA 6P 160/4500-3 EU	
SC DELTA 6P 160/6000-4 EU	
SC DELTA 6P 160/9000-6 EU	
SC DELTA 8P 100/15000-6 400/3/50 EU	
SC DELTA 8P 100/15000-6 400/3/50 EU	
SC DELTA 8P 100/7500-3 400/3/50 EU	
SH SOLAR 7P-170/1200 D	
SH SOLAR 7P-170/1200 D55	
SH SOLAR 8P-180/2000 D	
SH SOLAR 7P-135/875 E18	
SH SOLAR 7P-170/1200 E18	
SH SOLAR 7P-170/1200 E36	
SH SOLAR 7P-170/1200 E54	
SH SOLAR 5M-150/1020 G	
SH SOLAR 7P-170/1200 G	
SH TRUCK 5M-180/970	
SH TRUCK 7P-175/1260	
SH AUTO 5M-100/500 D55	
SH AUTO 5M-100/500 E	
MC 2C-160/740 PET	
MC 3C 180/770 PET	
MC 4C 220/770 PEXT	
MC 5C 230/940 PE	
MC 5C 280/1000 PE	
MC 5C 280/1000 PEXT	
MC 5M-195/1000 DE	
MC 5M 280/1100 PE	
MC 5M 280/1100 PE Cage	
MC 7P-220/1120 PE PLUS	
MH 5M-200/1000 DE	
MH 7P-220/1120 PE	
MH 7P-220/1300 DE	
	4810219
	4810213
	4810214
	101406186
	101406187
	1716
	101118105
	106411177
	106411179
	106411178
	106411184
	4809131
	6465
	6401094
	107145800
	106403143
	107145803
	301001310

Standard accessories
 Supplementary accessories
 Supplementary and mountable accessories



MC 2C-120/520 T	MC 2C-120/520 XT	MC 2C-140/610 XT	MC 2C-150/650	MC 2C-150/650 XT	MC 3C-150/660	MC 3C-150/660 XT	MC 3C-160/770	MC 3C-170/820	MC 3C-170/820 XT	MC 5M-180/840	MC 5M-180/840 XT	MC 5M-20/1000	MC 5M-20/1000 XT	MC 5M-20/1050	MC 5M-20/1050 FA	MC 5M-20/1050 XT	MC 5M-220/1130	MC 5M-220/1130 FA	MC 5M-220/1130 XT	MC 4M-140/620	MC 4M-160/620	MC 4M-160/620 XT	MC 4M-180/740	MC 4M-180/740 XT	MC 6P-170/1600 FA	MC 6P-170/1600 FAXT	MC 6P-180/1300 FA	MC 6P-180/1300 FAXT	MC 6P-200/1100 FAXT	MC 6P-250/1100 FA	MC 6P-250/1100 FAXT	MC 7P-195/1280 FA	MC 7P-195/1280 FAXT	MC 7P-195/1280 FBF	MC 8P-160/2500	MC 8P-160/2500 ST	MC 8P-180/2100	MH 3C-145/600 PA	MH 3C-145/600 FAX	MH 3C-180/780 PA	MH 3C-180/780 FAX	MH 3M-140/580 PA	MH 3M-140/580 FAX 230/1/50 EU	MH 3M-160/770 PA	MH 3M-160/770 FAX 400/3/50 EU	MH 4M-130/720 FA	MH 4M-180/860 FA	MH 4M-180/860 FAX
-----------------	------------------	------------------	---------------	------------------	---------------	------------------	---------------	---------------	------------------	---------------	------------------	---------------	------------------	---------------	------------------	------------------	----------------	-------------------	-------------------	---------------	---------------	------------------	---------------	------------------	-------------------	---------------------	-------------------	---------------------	---------------------	-------------------	---------------------	-------------------	---------------------	--------------------	----------------	-------------------	----------------	------------------	-------------------	------------------	-------------------	------------------	-------------------------------	------------------	-------------------------------	------------------	------------------	-------------------

Hose Reel

HOSE REEL NILFISK ACCESSORY



HOSE REEL RETRACTABLE SS W/O HOSE



HOSE TROLLEY UP TO 50 M 3/8



HOSEREEL BLUE.PAINT RETRACTAB.W/20M HOSE



Spray Gun

ERGO 2000 STANDARD W. HOSE SWIVEL



ERGO 2000 VARIO PRESS W. HOSE SWIVEL



ERGO 3000 GUN W.SWIVEL LOCK+VARIO PRESS



HIGH FLOW SPRAY HANDLE

REP. KIT SWIVEL JOINT



SPRAY HANDLE W. SWIVEL LOCK



WINTER GUN 12 BAR



Other

SIDE BAR COMPL.



BRACKET F. DETERGENT TANK 2.5L

CHIMNEY ADAPTOR B2/B2.5 ACCESSORY

CRANE LIFTING EYE



CRANE ROUNDSLING 1000KG 50CM



EXHAUST PIPE 148X197



FRONT WHEEL KIT



Accessories for Pressure Washers



Accessories	Item no.
MH 4M-200/960 FA	
MH 4M-200/960 FAX	
MH 4M-210/1000 PAX	
MH 4M-220/1000 FA	
MH 4M-220/1000 FAX	
MH 5M-200/960 FA	
MH 5M-200/960 FAX	
MH 5M-210/1100 FA	
MH 5M-210/1100 FAX	
MH 5M-210/1100 PAX	
MH 5M 180/800 FA	
MH 5M 180/800 FAX	
MH 6P-175/1250 FA	
MH 6P-175/1250 FAX	
MH 6P-200/1300 FA	
MH 6P-200/1300 FAX	
MH 7P-180/1260 FA	
MH 7P-180/1260 FAX	
MH 8P-180/2000 FA	
MH 8P-180/2000 FAX	
SC UNO 4M-140/620 P5	
SC UNO 4M-160/720 P5	
SC UNO 5M-200/1050	
SC UNO 5M-200/1050 L	
SC UNO 6P-160/2500	
SC UNO 6P-170/1610	
SC UNO 6P-200/1900	
SC UNO 7P-180/1200	
SC DUO 6P-160/5000	
SC DUO 6P-170/3220	
SC DUO 6P-200/3800	
SC DUO 7P-180/2400	
SC DELTA 6P 160/4500-3 EU	
SC DELTA 6P 160/6000-4 EU	
SC DELTA 6P 160/9000-6 EU	
SC DELTA 8P 100/15000-4-400/3/50 EU	
SC DELTA 8P 100/15000-6-400/3/50 EU	
SC DELTA 8P 100/7500-3 400/3/50 EU	
SH SOLAR 7P-170/1200 D	
SH SOLAR 7P-170/1200 D55	
SH SOLAR 8P-180/2000 D	
SH SOLAR 7P-135/875 E18	
SH SOLAR 7P-170/1200 E18	
SH SOLAR 7P-170/1200 E36	
SH SOLAR 7P-170/1200 E54	
SH SOLAR 5M-150/1020 G	
SH SOLAR 7P-170/1200 G	
SH TRUCK 5M-180/970	
SH TRUCK 7P-175/1260	
SH AUTO 5M-100/500 D55	
SH AUTO 5M-100/500 E	
MC 2C-160/740 PET	
MC 3C 180/770 PET	
MC 4C 220/770 PET	
MC 5C 230/940 PE	
MC 5C 280/1000 PE	
MC 5C 280/1000 PEXT	
MC 5M-195/1000 DE	
MC 5M 280/1100 PE	
MC 5M 280/1100 PE Cage	
MC 7P-220/1120 PE PLUS	
MH 5M-200/1000 DE	
MH 7P-220/1120 PE	
MH 7P-220/1300 DE	
	106403184
	106403168
	6400170
	106403131
	106403122
	106403123
	106402191
	106404530
	101119484
	106402190
	106402243
	106402110
	107142505
	106403197
	301001090
	106403160
	301001089
	106403145

- Standard accessories
- Supplementary accessories
- Supplementary and mountable accessories



- MC 2C-120/520 T
- MC 2C-120/520 XT
- MC 2C-140/610 XT
- MC 2C-150/650
- MC 2C-150/650 XT
- MC 3C-150/660
- MC 3C-150/660 XT
- MC 3C-160/770
- MC 3C-170/820
- MC 3C-170/820 XT
- MC 5M-180/840
- MC 5M-180/840 XT
- MC 5M-200/1000
- MC 5M-200/1000 XT
- MC 5M-200/1050
- MC 5M-200/1050 FA
- MC 5M-200/1050 XT
- MC 5M-220/1130
- MC 5M-220/1130 FA
- MC 5M-220/1130 XT
- MC 4M-140/620
- MC 4M-160/620
- MC 4M-160/620 XT
- MC 4M-180/740
- MC 4M-180/740 XT
- MC 6P-170/1600 FA
- MC 6P-170/1600 FAXT
- MC 6P-180/1300 FA
- MC 6P-180/1300 FAXT
- MC 6P-200/1100 FAXT
- MC 6P-250/1100 FA
- MC 6P-250/1100 FAXT
- MC 7P-195/1280 FA
- MC 7P-195/1280 FAXT
- MC 7P-195/1280 FBFA
- MC 8P-160/2500
- MC 8P-160/2500 ST
- MC 8P-180/2100
- MH 3C-145/600 PA
- MH 3C-145/600 PAX
- MH 3C-180/780 PA
- MH 3C-180/780 PAX
- MH 3M-140/580 PA
- MH 3M-140/580 PAX 230/1/50 EU
- MH 3M-160/770 PA
- MH 3M-160/770 PAX 400/3/50 EU
- MH 4M-130/720 FA
- MH 4M-180/860 FA
- MH 4M-180/860 FAL

Other

HOURLY COUNTER 50HZ (MECHANICAL) ACCESSORY

LIFTING DEVICE FOR MH 3/4 ACCESSORY

MANOMETER MC 4



WATER REGULATION CPL. MC 4M

WATER SUCTION KIT 300 L/MIN 06



Tornado Lance

TORNADO PLUS 630 STRAIGHT W/O NOZZLE



TORNADO PLUS 1000 BEND W/O NOZZLE



TORNADO PLUS 1120 BEND W/O NOZZLE



TORNADO PLUS 2080 BEND W/O NOZZLE



PowerSpeed Vario Lance

POWERSPEED VARIO PLUS 770 BEND 0500



POWERSPEED VARIO PLUS 770 BEND 0640



POWERSPEED VARIO PLUS 1090 BEND 0370



POWERSPEED VARIO PLUS 1090 BEND 0450



POWERSPEED VARIO PLUS 1090 BEND 0500



POWERSPEED VARIO PLUS 1090 BEND 0530



POWERSPEED VARIO PLUS 1090 BEND 0640



POWERSPEED VARIO PLUS 1090 BEND 0680



POWERSPEED VARIO PLUS 1090 BEND 0950



● Standard accessories
 ○ Supplementary accessories
 □ Supplementary and mountable accessories

Accessories for Pressure Washers



Accessories	Item no.
MH 4M-200/960 FA	
MH 4M-200/960 FAX	
MH 4M-210/1000 PAX	
MH 4M-220/1000 FA	
MH 4M-220/1000 FAX	
MH 5M-200/960 FA	
MH 5M-200/960 FAX	
MH 5M-210/1100 FA	
MH 5M-210/1100 FAX	
MH 5M-210/1100 PAX	
MH 5M 180/800 FA	
MH 5M 180/800 FAX	
MH 6P-175/1250 FAX	
MH 6P-200/1300 FA	
MH 6P-200/1300 FAX	
MH 7P-180/1260 FA	
MH 7P-180/1260 FAX	
MH 8P-180/2000 FA	
MH 8P-180/2000 FAX	
SC UNO 4M-140/620 P5	
SC UNO 4M-160/720 P5	
SC UNO 5M-200/1050	
SC UNO 5M-200/1050 L	
SC UNO 6P-160/2500	
SC UNO 6P-170/1610	
SC UNO 6P-200/1900	
SC UNO 7P-180/1200	
SC DUO 6P-160/5000	
SC DUO 6P-170/3220	
SC DUO 6P-200/3800	
SC DUO 7P-180/2400	
SC DELTA 6P 160/4500-3 EU	
SC DELTA 6P 160/6000-4 EU	
SC DELTA 6P 160/9000-6 EU	
SC DELTA 8P 100/15000-4 400/3/50 EU	
SC DELTA 8P 100/15000-6 400/3/50 EU	
SC DELTA 8P 100/7500-3 400/3/50 EU	
SH SOLAR 7P-170/1200 D	
SH SOLAR 7P-170/1200 D55	
SH SOLAR 8P-180/2000 D	
SH SOLAR 7P-135/875 E18	
SH SOLAR 7P-170/1200 E18	
SH SOLAR 7P-170/1200 E36	
SH SOLAR 7P-170/1200 E54	
SH SOLAR 5M-150/1020 G	
SH SOLAR 7P-170/1200 G	
SH TRUCK 5M-180/970	
SH TRUCK 7P-175/1260	
SH AUTO 5M-100/500 D55	
SH AUTO 5M-100/500 E	
MC 2C-160/740 PET	
MC 3C 180/770 PET	
MC 4C 220/770 PEXT	
MC 5C 230/940 PE	
MC 5C 280/1000 PE	
MC 5C 280/1000 PEXT	
MC 5M-195/1000 DE	
MC 5M 280/1100 PE	
MC 5M 280/1100 PE Cage	
MC 7P-220/1120 PE PLUS	
MH 5M-200/1000 DE	
MH 7P-220/1120 PE	
MH 7P-220/1300 DE	
	106403183
	106403199
	107142570
	107142571
	6402018
	106403013
	106403011
	106403010
	106403012
	106403023
	106403025
	106403091
	106403092
	106403093
	106403094
	106403095
	106403096
	106403110

- Standard accessories
- Supplementary accessories
- Supplementary and mountable accessories



- MC 2C-120/520 T
- MC 2C-120/520 XT
- MC 2C-140/610 XT
- MC 2C-150/650
- MC 2C-150/650 XT
- MC 3C-150/660
- MC 3C-150/660 XT
- MC 3C-160/770
- MC 3C-170/820
- MC 3C-170/820 XT
- MC 5M-180/840
- MC 5M-180/840 XT
- MC 5M-200/1000
- MC 5M-200/1000 XT
- MC 5M-200/1050
- MC 5M-200/1050 FA
- MC 5M-200/1050 XT
- MC 5M-220/1130
- MC 5M-220/1130 FA
- MC 5M-220/1130 XT
- MC 4M-140/620
- MC 4M-160/620
- MC 4M-160/620 XT
- MC 4M-180/740
- MC 4M-180/740 XT
- MC 6P-170/1600 FA
- MC 6P-170/1600 FAXT
- MC 6P-180/1300 FA
- MC 6P-180/1300 FAXT
- MC 6P-200/1100 FAXT
- MC 6P-250/1100 FA
- MC 6P-250/1100 FAXT
- MC 7P-195/1280 FA
- MC 7P-195/1280 FAXT
- MC 7P-195/1280 FBFA
- MC 8P-160/2500
- MC 8P-160/2500 ST
- MC 8P-180/2100
- MH 3C-145/600 PA
- MH 3C-145/600 PAX
- MH 3C-180/780 PA
- MH 3C-180/780 PAX
- MH 3M-140/580 PA
- MH 3M-140/580 PAX 230/1/50 EU
- MH 3M-160/770 PA
- MH 3M-160/770 PAX 400/3/50 EU
- MH 4M-130/720 FA
- MH 4M-180/860 FA
- MH 4M-180/860 FAL

PowerSpeed Vario Lance

POWERSPEED VARIO PLUS 1090 BEND 1200



POWERSPEED VARIO PLUS 1090 BEND 1590



FlexoPower Lance

FLEXOPOWER PLUS 960 BEND W/O NOZZLE



FLEXOPOWER PLUS 960 W/O NOZZLE BLUE



FLEXOPOWER PLUS 990 BEND W/O NOZ.



FLEXOPOWER PLUS 990 W/O NOZZLE BLUE



FLEXOPOWER PLUS 1120 W/O NOZZLE BLUE



Universal Lance

UNIVERSAL PLUS 650 W/O NOZZLE STRAIGHT



UNIVERSAL PLUS 1080 W/O NOZZ STRAIGHT



UNIVERSAL PLUS 1080 BENT 170 F. BRUSH



UNIVERSAL PLUS 1560 W/O NOZZLE STRAIGHT



UNIVERSAL PLUS 2060 W/O NOZZLE STRAIGHT



UNIVERSAL PLUS LANCE 940 BEND W/O NOZZ



UNIVERSAL PLUS LANCE 1080 BEND W/O NOZZ



UNIVERSAL PLUS LANCE 1230 BEND W/O NOZZL



TurboHammer Lance

TURBOHAMMER PLUS 950 STRAIGHT W12 0350

TURBOHAMMER PLUS 1115 STRAIGHT W12 0400

TURBOHAMMER PLUS 1125 STRAIGHT W11 0550

● Standard accessories
○ Supplementary accessories
□ Supplementary and mountable accessories

Accessories for Pressure Washers



Accessories	Item no.
MH 4M-200/960 FA	
MH 4M-200/960 FAX	
MH 4M-210/1000 PAX	
MH 4M-220/1000 FA	
MH 4M-220/1000 FAX	
MH 5M-200/960 FA	
MH 5M-200/960 FAX	
MH 5M-210/1100 FA	
MH 5M-210/1100 FAX	
MH 5M-210/1100 PAX	
MH 5M 180/800 FA	
MH 5M 180/800 FAX	
MH 6P-175/1250 FA	
MH 6P-175/1250 FAX	
MH 6P-200/1300 FA	
MH 6P-200/1300 FAX	
MH 7P-180/1260 FA	
MH 7P-180/1260 FAX	
MH 8P-180/2000 FA	
MH 8P-180/2000 FAX	
SC UNO 4M-140/620 P5	
SC UNO 4M-160/720 P5	
SC UNO 5M-200/1050	
SC UNO 5M-200/1050 L	
SC UNO 6P-160/2500	
SC UNO 6P-170/1610	
SC UNO 6P-200/1900	
SC UNO 7P-180/1200	
SC DUO 6P-160/5000	
SC DUO 6P-170/3220	
SC DUO 6P-200/3800	
SC DUO 7P-180/2400	
SC DELTA 6P 160/4500-3 EU	
SC DELTA 6P 160/6000-4 EU	
SC DELTA 6P 160/9000-6 EU	
SC DELTA 8P 100/15000-4 400/3/50 EU	
SC DELTA 8P 100/15000-6 400/3/50 EU	
SC DELTA 8P 100/7500-3 400/3/50 EU	
SH SOLAR 7P-170/1200 D	
SH SOLAR 7P-170/1200 D55	
SH SOLAR 8P-180/2000 D	
SH SOLAR 7P-135/875 E18	
SH SOLAR 7P-170/1200 E18	
SH SOLAR 7P-170/1200 E36	
SH SOLAR 7P-170/1200 E54	
SH SOLAR 5M-150/1020 G	
SH SOLAR 7P-170/1200 G	
SH TRUCK 5M-180/970	
SH TRUCK 7P-175/1260	
SH AUTO 5M-100/500 D55	
SH AUTO 5M-100/500 E	
MC 2C-160/740 PET	
MC 3C 180/770 PET	
MC 4C 220/770 PEXT	
MC 5C 230/940 PE	
MC 5C 280/1000 PE	
MC 5C 280/1000 PEXT	
MC 5M-195/1000 DE	
MC 5M 280/1100 PE	
MC 5M 280/1100 PE Cage	
MC 7P-220/1120 PE PLUS	
MH 5M-200/1000 DE	
MH 7P-220/1120 PE	
MH 7P-220/1300 DE	
	106403111
	106403112
	106402282
	106408229
	106402281
	106408228
	106408227
	106403032
	106403033
	106403037
	106403031
	106403030
	106403036
	106403035
	106403034
	106403077
	106403002
	106402292

- Standard accessories
- Supplementary accessories
- Supplementary and mountable accessories

Accessories	Item no.
MH 4M-200/960 FA	
MH 4M-200/960 FAX	
MH 4M-210/1000 PAX	
MH 4M-220/1000 FA	
MH 4M-220/1000 FAX	
MH 5M-200/960 FA	
MH 5M-200/960 FAX	
MH 5M-210/1000 FA	
MH 5M-210/1000 FAX	
MH 5M-210/1100 PAX	
MH 5M 180/800 FA	
MH 5M 180/800 FAX	
MH 6P-175/1250 FAX	
MH 6P-200/1300 FA	
MH 6P-200/1300 FAX	
MH 7P-180/1260 FA	
MH 8P-180/2000 FA	
MH 8P-180/2000 FAX	
SC UNO 4M-140/620 P5	
SC UNO 4M-160/720 P5	
SC UNO 5M-200/1050	
SC UNO 5M-200/1050 L	
SC UNO 6P-160/2500	
SC UNO 6P-170/1610	
SC UNO 6P-200/1900	
SC UNO 7P-180/1200	
SC DUO 6P-160/5000	
SC DUO 6P-170/3220	
SC DUO 6P-200/3800	
SC DUO 7P-180/2400	
SC DELTA 6P 160/4500-3 EU	
SC DELTA 6P 160/6000-4 EU	
SC DELTA 6P 160/9000-6 EU	
SC DELTA 8P 100/15000-4 400/3/50 EU	
SC DELTA 8P 100/15000-6 400/3/50 EU	
SC DELTA 8P 100/7500-3 400/3/50 EU	
SH SOLAR 7P-170/1200 D	
SH SOLAR 7P-170/1200 D55	
SH SOLAR 8P-180/2000 D	
SH SOLAR 7P-135/875 E18	
SH SOLAR 7P-170/1200 E18	
SH SOLAR 7P-170/1200 E36	
SH SOLAR 7P-170/1200 E54	
SH SOLAR 5M-150/1020 G	
SH SOLAR 7P-170/1200 G	
SH TRUCK 5M-180/970	
SH TRUCK 7P-175/1260	
SH AUTO 5M-100/500 D55	
SH AUTO 5M-100/500 E	
MC 2C-160/740 PET	
MC 3C 180/770 PET	
MC 4C 220/770 PEXT	
MC 5C 230/940 PE	
MC 5C 280/1000 PE	
MC 5C 280/1000 PEXT	
MC 5M-195/1000 DE	
MC 5M 280/1100 PE	
MC 5M 280/1100 PE Cage	
MC 7P-220/1120 PE PLUS	
MH 5M-200/1000 DE	
MH 7P-220/1120 PE	
MH 7P-220/1300 DE	

● Standard accessories
 ○ Supplementary accessories
 □ Supplementary and mountable accessories

Accessories for Pressure Washers



Accessories	6402016	6401193	106401239	6400036	6300848	6300851	6300849	6300852	6300847	6300850	6300870	106403201	106403204	106403202	106403203	6300846	6300853	48874
MH 4M-200/960 FA	o	o		o														
MH 4M-200/960 FAX	o	o		o														
MH 4M-210/1000 PAX	o	o		o														
MH 4M-220/1000 FA	o	o		o														
MH 4M-220/1000 FAX	o	o		o														
MH 5M-200/960 FA	o	o		o														
MH 5M-200/960 FAX	o	o		o														
MH 5M-210/1100 FA	o	o		o														
MH 5M-210/1100 FAX	o	o		o														
MH 5M-210/1100 PAX	o	o		o														
MH 5M 180/800 FA	o	o		o														
MH 5M 180/800 FAX	o	o		o														
MH 6P-175/1250 FA	o	o		o														
MH 6P-175/1250 FAX	o	o		o														
MH 6P-200/1300 FA	o	o		o														
MH 6P-200/1300 FAX	o	o		o														
MH 7P-180/1260 FA	o	o		o														
MH 7P-180/1260 FAX	o	o		o														
MH 8P-180/2000 FA	o	o		o														
MH 8P-180/2000 FAX	o	o		o														
SC UNO 4M-140/620 P5	o	o		o														
SC UNO 4M-160/720 P5	o	o		o														
SC UNO 5M-200/1050	o	o		o														
SC UNO 5M-200/1050 L	o	o		o														
SC UNO 6P-160/2500	o	o		o														
SC UNO 6P-170/1610	o	o		o														
SC UNO 6P-200/1900	o	o		o														
SC UNO 7P-180/1200	o	o		o														
SC DUO 6P-160/5000	o	o		o														
SC DUO 6P-170/3220	o	o		o														
SC DUO 6P-200/3800	o	o		o														
SC DUO 7P-180/2400	o	o		o														
SC DELTA 6P 160/4500-3 EU	o	o		o														
SC DELTA 6P 160/6000-4 EU	o	o		o														
SC DELTA 6P 160/9000-6 EU	o	o		o														
SC DELTA 8P 100/10000-4-400/3/50 EU	o	o		o														
SC DELTA 8P 100/15000-6-400/3/50 EU	o	o		o														
SC DELTA 8P 100/7500-3 400/3/50 EU	o	o		o														
SH SOLAR 7P-170/1200 D	o	o		o														
SH SOLAR 7P-170/1200 D55	o	o		o														
SH SOLAR 8P-180/2000 D	o	o		o														
SH SOLAR 7P-135/875 E18	o	o		o														
SH SOLAR 7P-170/1200 E18	o	o		o														
SH SOLAR 7P-170/1200 E36	o	o		o														
SH SOLAR 7P-170/1200 E54	o	o		o														
SH SOLAR 5M-150/1020 G	o	o		o														
SH SOLAR 7P-170/1200 G	o	o		o														
SH TRUCK 5M-180/970	o	o		o														
SH TRUCK 7P-175/1260	o	o		o														
SH AUTO 5M-100/500 D55	o	o		o														
SH AUTO 5M-100/500 E	o	o		o														
MC 2C-160/740 PET	o	o		o														
MC 3C 180/770 PET	o	o		o														
MC 4C 220/770 PEXT	o	o		o														
MC 5C 230/940 PE	o	o		o														
MC 5C 280/1000 PE	o	o		o														
MC 5C 280/1000 PEXT	o	o		o														
MC 5M-195/1000 DE	o	o		o														
MC 5M 280/1100 PE	o	o		o														
MC 5M 280/1100 PE Cage	o	o		o														
MC 7P-220/1120 PE PLUS	o	o		o														
MH 5M-200/1000 DE	o	o		o														
MH 7P-220/1120 PE	o	o		o														
MH 7P-220/1300 DE	o	o		o														

- Standard accessories
- Supplementary accessories
- Supplementary and mountable accessories

Accessories	Item no.
MH 4M-200/960 FA	
MH 4M-200/960 FAX	
MH 4M-210/1000 PAX	
MH 4M-220/1000 FA	
MH 4M-220/1000 FAX	
MH 5M-200/960 FA	
MH 5M-200/960 FAX	
MH 5M-210/1100 FA	○ ○ ○
MH 5M-210/1100 FAX	
MH 5M-210/1100 PAX	
MH 5M-180/800 FA	
MH 5M-180/800 FAX	
MH 6P-175/1250 FAX	
MH 6P-200/1300 FA	
MH 6P-200/1300 FAX	
MH 7P-180/1260 FA	
MH 7P-180/1260 FAX	
MH 8P-180/2000 FA	
MH 8P-180/2000 FAX	
SC UNO 4M-140/620 P5	
SC UNO 4M-160/720 P5	
SC UNO 5M-200/1050	○ ○
SC UNO 5M-200/1050 L	
SC UNO 6P-160/2500	
SC UNO 6P-170/1610	
SC UNO 6P-200/1900	○
SC UNO 7P-180/1200	
SC DUO 6P-160/5000	
SC DUO 6P-170/3220	
SC DUO 6P-200/3800	
SC DUO 7P-180/2400	○
SC DELTA 6P 160/4500-3 EU	
SC DELTA 6P 160/6000-4 EU	
SC DELTA 6P 160/9000-6 EU	
SC DELTA 8P 100/10000-4 400/3/50 EU	
SC DELTA 8P 100/15000-6 400/3/50 EU	
SC DELTA 8P 100/7500-3 400/3/50 EU	
SH SOLAR 7P-170/1200 D	
SH SOLAR 7P-170/1200 D55	
SH SOLAR 8P-180/2000 D	
SH SOLAR 7P-135/875 E18	
SH SOLAR 7P-170/1200 E18	
SH SOLAR 7P-170/1200 E36	
SH SOLAR 7P-170/1200 E54	
SH SOLAR 5M-150/1020 G	
SH SOLAR 7P-170/1200 G	
SH TRUCK 5M-180/970	
SH TRUCK 7P-175/1260	○
SH AUTO 5M-100/500 D55	
SH AUTO 5M-100/500 E	
MC 2C-160/740 PET	
MC 3C-180/770 PET	
MC 4C-220/770 PEXT	○
MC 5C-230/940 PE	
MC 5C-280/1000 PE	
MC 5C-280/1000 PEXT	
MC 5M-195/1000 DE	
MC 5M-280/1100 PE	
MC 5M-280/1100 PE Cage	
MC 7P-220/1120 PE PLUS	
MH 5M-200/1000 DE	
MH 7P-220/1120 PE	○
MH 7P-220/1300 DE	
	48875
	48872
	48982
	48981
	102802856
	49283
	65437
	301001108
	106408221
	7815
	2504
	8528
	7813
	7814
	2506
	2507
	107142577
	107142579

● Standard accessories
 ○ Supplementary accessories
 □ Supplementary and mountable accessories



- MC 2C-120/520 T
- MC 2C-120/520 XT
- MC 2C-140/610 XT
- MC 2C-150/650
- MC 2C-150/650 XT
- MC 3C-150/660
- MC 3C-150/660 XT
- MC 3C-160/770
- MC 3C-170/820
- MC 3C-170/820 XT
- MC 5M-180/840
- MC 5M-180/840 XT
- MC 5M-200/1000
- MC 5M-200/1000 XT
- MC 5M-200/1050
- MC 5M-200/1050 FA
- MC 5M-200/1050 XT
- MC 5M-220/1130
- MC 5M-220/1130 FA
- MC 5M-220/1130 XT
- MC 4M-140/620
- MC 4M-160/620
- MC 4M-160/620 XT
- MC 4M-180/740
- MC 4M-180/740 XT
- MC 6P-170/1600 FA
- MC 6P-170/1600 FAXT
- MC 6P-180/1300 FA
- MC 6P-180/1300 FAXT
- MC 6P-200/1100 FAXT
- MC 6P-250/1100 FA
- MC 6P-250/1100 FAXT
- MC 7P-195/1280 FA
- MC 7P-195/1280 FAXT
- MC 7P-195/1280 FBFA
- MC 8P-160/2500
- MC 8P-160/2500 ST
- MC 8P-180/2100
- MH 3C-145/600 PA
- MH 3C-145/600 PAX
- MH 3C-180/780 PA
- MH 3C-180/780 PAX
- MH 3M-140/580 PA
- MH 3M-140/580 PAX 230/150 EU
- MH 3M-160/770 PA
- MH 3M-160/770 PAX 400/350 EU
- MH 4M-130/720 FA
- MH 4M-180/860 FA
- MH 4M-180/860 FAL

Standard Nozzle 0° 1/8" NPT



HP-NOZZLE 0040 1/8

○ ○



HP-NOZZLE 0050 1/8

○ ○ ○ ○ ○



HP-NOZZLE 0060 1/8



HP-NOZZLE 0070 1/8

○ ○

Standard Nozzle 15° 1/8" NPT



HP NOZZLE 15050 1/8

○ ○ ○ ○ ○ ○ ○ ○



HP NOZZLE 15060 1/8



NOZZLE HIGH PRESSURE 15040 1/8 NPT

○ ○

Standard Nozzle 50° 1/8" NPT



HP NOZZLE 50040 1/8

○ ○



HP NOZZLE 50060 1/8 INCH NPT



HP NOZZLE 50070 1/8

○ ○



HP NOZZLE 50080 1/8



NOZZLE 0275 W. INDICATION RING DARK BROW

○ ○ ○



NOZZLE 0300 W. INDICATION RING WARM ORAN

○ ○ ○



NOZZLE 0340 INDICATION RING VIOLET

○ ○

● ○

● ●



NOZZLE 0350 INDICATION RING BORDEAUX

○ ○

○



NOZZLE 0370 INDICATION RING BRONZE

○ ● ○ ● ○

● ○

● ●



NOZZLE 0400 INDICATION RING METAL GREY

● ●

● ●

● ●



NOZZLE 0435 INDICATION RING BLUE

● ○

● ● ●

● Standard accessories
○ Supplementary accessories
□ Supplementary and mountable accessories

Accessories	Item no.
MH 4M-200/960 FA	
MH 4M-200/960 FAX	
MH 4M-210/1000 PAX	
MH 4M-220/1000 FA	
MH 4M-220/1000 FAX	
MH 5M-200/960 FA	
MH 5M-200/960 FAX	
MH 5M-210/1100 FA	
MH 5M-210/1100 FAX	
MH 5M-210/1100 PAX	
MH 5M 180/800 FA	
MH 5M 180/800 FAX	
MH 6P-175/1250 FAX	
MH 6P-200/1300 FAX	
MH 6P-200/1300 FAX	
MH 7P-180/1260 FA	
MH 7P-180/1260 FAX	
MH 8P-180/2000 FA	
MH 8P-180/2000 FAX	
SC UNO 4M-140/620 P5	
SC UNO 4M-160/720 P5	
SC UNO 5M-200/1050	
SC UNO 5M-200/1050 L	
SC UNO 6P-160/2500	
SC UNO 6P-170/1610	
SC UNO 6P-200/1900	
SC UNO 7P-180/1200	
SC DUO 6P-160/5000	
SC DUO 6P-170/3220	
SC DUO 6P-200/3800	
SC DUO 7P-180/2400	
SC DELTA 6P 160/4500-3 EU	
SC DELTA 6P 160/6000-4 EU	
SC DELTA 6P 160/9000-6 EU	
SC DELTA 8P 100/10000-4 400/3/50 EU	
SC DELTA 8P 100/15000-6 400/3/50 EU	
SC DELTA 8P 100/7500-3 400/3/50 EU	
SH SOLAR 7P-170/1200 D	
SH SOLAR 7P-170/1200 D55	
SH SOLAR 8P-180/2000 D	
SH SOLAR 7P-135/875 E18	
SH SOLAR 7P-170/1200 E18	
SH SOLAR 7P-170/1200 E36	
SH SOLAR 7P-170/1200 E54	
SH SOLAR 5M-150/1020 G	
SH SOLAR 7P-170/1200 G	
SH TRUCK 5M-180/970	
SH TRUCK 7P-175/1260	
SH AUTO 5M-100/500 D55	
SH AUTO 5M-100/500 E	
MC 2C-160/740 PET	
MC 3C 180/770 PET	
MC 4C 220/770 PEXT	
MC 5C 230/940 PE	
MC 5C 280/1000 PE	
MC 5C 280/1000 PEXT	
MC 5M-195/1000 DE	
MC 5M 280/1100 PE	
MC 5M 280/1100 PE Cage	
MC 7P-220/1120 PE PLUS	
MH 5M-200/1000 DE	
MH 7P-220/1120 PE	
MH 7P-220/1300 DE	
	15440
	17387
	7819
	7820
	41394
	7811
	8097
	5004
	5006
	5007
	5008
	101117692
	101117695
	101119735
	101119736
	101119737
	101119738
	101119739

● Standard accessories
 ○ Supplementary accessories
 □ Supplementary and mountable accessories

Accessories for Pressure Washers



Accessories	Item no.
MH 4M-200/960 FA	
MH 4M-200/960 FAX	
MH 4M-210/1000 PAX	
MH 4M-220/1000 FA	
MH 4M-220/1000 FAX	
MH 5M-200/960 FA	
MH 5M-200/960 FAX	
MH 5M-210/1100 FA	
MH 5M-210/1100 FAX	
MH 5M-210/1100 PAX	
MH 5M 180/800 FA	
MH 5M 180/800 FAX	
MH 6P-175/1250 FAX	
MH 6P-200/1300 FA	
MH 6P-200/1300 FAX	
MH 7P-180/1260 FA	
MH 7P-180/1260 FAX	
MH 8P-180/2000 FA	
MH 8P-180/2000 FAX	
SC UNO 4M-140/620 P5	
SC UNO 4M-160/720 P5	
SC UNO 5M-200/1050	
SC UNO 5M-200/1050 L	
SC UNO 6P-160/2500	
SC UNO 6P-170/1610	
SC UNO 6P-200/1900	
SC UNO 7P-180/1200	
SC DUO 6P-160/5000	
SC DUO 6P-170/3220	
SC DUO 6P-200/3800	
SC DUO 7P-180/2400	
SC DELTA 6P 160/4500-3 EU	
SC DELTA 6P 160/6000-4 EU	
SC DELTA 6P 160/9000-6 EU	
SC DELTA 8P 100/10000-4 400/3/50 EU	
SC DELTA 8P 100/15000-6 400/3/50 EU	
SC DELTA 8P 100/7500-3 400/3/50 EU	
SH SOLAR 7P-170/1200 D	
SH SOLAR 7P-170/1200 D55	
SH SOLAR 8P-180/2000 D	
SH SOLAR 7P-135/875 E18	
SH SOLAR 7P-170/1200 E18	
SH SOLAR 7P-170/1200 E36	
SH SOLAR 7P-170/1200 E54	
SH SOLAR 5M-150/1020 G	
SH SOLAR 7P-170/1200 G	
SH TRUCK 5M-180/970	
SH TRUCK 7P-175/1260	
SH AUTO 5M-100/500 D55	
SH AUTO 5M-100/500 E	
MC 2C-160/740 PET	
MC 3C 180/770 PET	
MC 4C 220/770 PEXT	
MC 5C 230/940 PE	
MC 5C 280/1000 PE	
MC 5C 280/1000 PEXT	
MC 5M-195/1000 DE	
MC 5M 280/1100 PE	
MC 5M 280/1100 PE Cage	
MC 7P-220/1120 PE PLUS	
MH 5M-200/1000 DE	
MH 7P-220/1120 PE	
MH 7P-220/1300 DE	
	101119740
	101119741
	101119742
	101119743
	101119745
	101119746
	101119747
	101119748
	101119749
	101119751
	101119752
	101119754
	101119758
	101119744
	106402425
	101119756
	301150004
	301150005
	101117655

- Standard accessories
- Supplementary accessories
- Supplementary and mountable accessories



- MC 2C-120/520 T
- MC 2C-120/520 XT
- MC 2C-140/610 XT
- MC 2C-150/650
- MC 2C-150/650 XT
- MC 3C-150/660
- MC 3C-150/660 XT
- MC 3C-160/770
- MC 3C-170/820
- MC 3C-170/820 XT
- MC 5M-180/840
- MC 5M-180/840 XT
- MC 5M-200/1000
- MC 5M-200/1000 XT
- MC 5M-200/1050
- MC 5M-200/1050 FA
- MC 5M-200/1050 XT
- MC 5M-220/1130
- MC 5M-220/1130 FA
- MC 5M-220/1130 XT
- MC 4M-140/620
- MC 4M-160/620
- MC 4M-160/620 XT
- MC 4M-180/740
- MC 4M-180/740 XT
- MC 6P-170/1600 FA
- MC 6P-170/1600 FAXT
- MC 6P-180/1300 FA
- MC 6P-180/1300 FAXT
- MC 6P-200/1100 FAXT
- MC 6P-250/1100 FA
- MC 6P-250/1100 FAXT
- MC 7P-195/1280 FA
- MC 7P-195/1280 FAXT
- MC 7P-195/1280 HFA
- MC 8P-160/2500
- MC 8P-160/2500 ST
- MC 8P-180/2100
- MH 3C-145/600 PA
- MH 3C-145/600 PAX
- MH 3C-180/780 PA
- MH 3C-180/780 PAX
- MH 3M-140/580 PA
- MH 3M-140/580 PAX 230/150 EU
- MH 3M-160/770 PA
- MH 3M-160/770 PAX 400/350 EU
- MH 4M-130/720 FA
- MH 4M-180/860 FA
- MH 4M-180/860 FAL

Tornado Nozzle with Indication Ring

NOZZLE 1500 INDICATION RING OLIVE



4-in-1 Nozzle

NOZZLE 4-IN-1 ALU + INDICATION RING 0370



NOZZLE 4-IN-1 ALU + INDICATION RING 0400



NOZZLE 4-IN-1 ALU + INDICATION RING 0435



NOZZLE 4-IN-1 ALU + INDICATION RING 0450



Special Nozzle

CONTAINER CLEANING NOZZLE



NOZZLE - ROTARY W12 .0400

NOZZLE FOR LONG LANCEJET 6-7 M



NOZZLE PROTECTION CAP PA



VARIO NOZZLE HL-I 1/8-27N



VARIO-NOZZLE CASING 1/8



Nozzle

NOZZLE 0165

NOZZLE 0200

NOZZLE 0245

Filter Pressure Washer

CARTRIDGE FILTER REPLACEM. 50 µM



FILTER - WATER/SAND. SS

FILTER CARTRIDGE 1 1/2

Accessories for Pressure Washers



Accessories	Item no.
MH 4M-200/960 FA	
MH 4M-200/960 FAX	
MH 4M-210/1000 PAX	
MH 4M-220/1000 FA	
MH 4M-220/1000 FAX	
MH 5M-200/960 FA	
MH 5M-200/960 FAX	
MH 5M-210/1100 FA	
MH 5M-210/1100 FAX	
MH 5M-210/1100 PAX	
MH 5M 180/800 FA	
MH 5M 180/800 FAX	
MH 6P-175/1250 FAX	
MH 6P-200/1300 FA	
MH 6P-200/1300 FAX	
MH 7P-180/1260 FA	
MH 7P-180/1260 FAX	
MH 8P-180/2000 FA	
MH 8P-180/2000 FAX	
SC UNO 4M-140/620 P5	
SC UNO 4M-160/720 P5	
SC UNO 5M-200/1050	
SC UNO 5M-200/1050 L	
SC UNO 6P-160/2500	
SC UNO 6P-170/1610	
SC UNO 6P-200/1900	
SC UNO 7P-180/1200	
SC DUO 6P-160/5000	
SC DUO 6P-170/3220	
SC DUO 6P-200/3800	
SC DUO 7P-180/2400	
SC DELTA 6P 160/4500-3 EU	
SC DELTA 6P 160/6000-4 EU	
SC DELTA 6P 160/9000-6 EU	
SC DELTA 8P 100/10000-4 400/3/50 EU	
SC DELTA 8P 100/15000-6 400/3/50 EU	
SC DELTA 8P 100/7500-3 400/3/50 EU	
SH SOLAR 7P-170/1200 D	
SH SOLAR 7P-170/1200 D55	
SH SOLAR 8P-180/2000 D	
SH SOLAR 7P-135/875 E18	
SH SOLAR 7P-170/1200 E18	
SH SOLAR 7P-170/1200 E36	
SH SOLAR 7P-170/1200 E54	
SH SOLAR 5M-150/1020 G	
SH SOLAR 7P-170/1200 G	
SH TRUCK 5M-180/970	
SH TRUCK 7P-175/1260	
SH AUTO 5M-100/500 D55	
SH AUTO 5M-100/500 E	
MC 2C-160/740 PET	
MC 3C 180/770 PET	
MC 4C 220/770 PEXT	
MC 5C 230/940 PE	
MC 5C 280/1000 PE	
MC 5C 280/1000 PEXT	
MC 5M-195/1000 DE	
MC 5M 280/1100 PE	
MC 5M 280/1100 PE Cage	
MC 7P-220/1120 PE PLUS	
MH 5M-200/1000 DE	
MH 7P-220/1120 PE	
MH 7P-220/1300 DE	
	101119762
	101118130
	101118131
	101118132
	101118133
	15861
	65436
	2802696
	18430
	56829
	5888
	102802851
	102802852
	102802853
	1104041
	4601431
	4602439

- Standard accessories
- Supplementary accessories
- Supplementary and mountable accessories



- MC 2C-120/520 T
- MC 2C-120/520 XT
- MC 2C-140/610 XT
- MC 2C-150/650
- MC 2C-150/650 XT
- MC 3C-150/660
- MC 3C-150/660 XT
- MC 3C-160/770
- MC 3C-170/820
- MC 3C-170/820 XT
- MC 5M-180/840
- MC 5M-180/840 XT
- MC 5M-20/1000
- MC 5M-20/1000 XT
- MC 5M-200/1050
- MC 5M-200/1050 FA
- MC 5M-200/1050 XT
- MC 5M-220/1130
- MC 5M-220/1130 FA
- MC 5M-220/1130 XT
- MC 4M-140/620
- MC 4M-160/620
- MC 4M-160/620 XT
- MC 4M-180/740
- MC 4M-180/740 XT
- MC 6P-170/1600 FA
- MC 6P-170/1600 FAXT
- MC 6P-180/1300 FA
- MC 6P-180/1300 FAXT
- MC 6P-200/1100 FAXT
- MC 6P-250/1100 FA
- MC 6P-250/1100 FAXT
- MC 7P-195/1280 FA
- MC 7P-195/1280 FAXT
- MC 7P-195/1280 HFA
- MC 8P-160/2500
- MC 8P-160/2500 ST
- MC 8P-180/2100
- MH 3C-145/600 PA
- MH 3C-145/600 PAX
- MH 3C-180/780 PA
- MH 3C-180/780 PAX
- MH 3M-140/580 PA
- MH 3M-140/580 PAX 230/150 EU
- MH 3M-160/770 PA
- MH 3M-160/770 PAX 400/350 EU
- MH 4M-130/720 FA
- MH 4M-180/860 FA
- MH 4M-180/860 FAL

Filter Pressure Washer

FILTER CARTRIDGE INCL. HOLDER

FILTER CPL. MH 5000MM2 50µ ACCESSORY

FILTER FOR WATER BREAK TANK ACCESSORY

SAND FILTER 50MICRON UNIVERSAL

SAND FILTER ATTACHMENT ACCESSORY

SANDFILTER FOR WBT KIT

SANDFILTER RACKED KIT P5 PA/FA P6-P7FA

SUCTION FILTER 3 M HOSE

SUCTION FILTER WITH FOOTVALVE

WATER BRAKE TANK KIT

WATER FILTER 50µM 3/4INCH PN12 PA

WATER FILTER COMPLETE

Brush Washing

BRUSH INSERT

SELF-SERVICE BRUSH AUTO

WASH BRUSH - ERGO - UNIVERSAL LANCE

WASH BRUSH L1550 MM

WASH BRUSH L2350 MM

Brush Rotary

BRISTLE. LONG



● Standard accessories
 ○ Supplementary accessories
 □ Supplementary and mountable accessories

Accessories for Pressure Washers

Accessories	Item no.
MH 4M-200/960 FAX	
MH 4M-200/960 FAX	
MH 4M-210/1000 PAX	
MH 4M-220/1000 FA	
MH 4M-220/1000 FAX	
MH 5M-200/960 FAX	
MH 5M-200/960 FAX	
MH 5M-210/1100 FA	
MH 5M-210/1100 FAX	
MH 5M-210/1100 PAX	
MH 5M 180/800 FA	
MH 5M 180/800 FA	
MH 6P-175/1250 FAX	
MH 6P-200/1300 FA	
MH 6P-200/1300 FAX	
MH 7P-180/1260 FA	
MH 7P-180/1260 FAX	
MH 8P-180/2000 FA	
MH 8P-180/2000 FAX	
SC UNO 4M-140/620 P5	
SC UNO 4M-160/720 P5	
SC UNO 5M-200/1050	
SC UNO 5M-200/1050 L	
SC UNO 6P-160/2500	
SC UNO 6P-170/1610	
SC UNO 6P-200/1900	
SC UNO 7P-180/1200	
SC DUO 6P-160/5000	
SC DUO 6P-170/3220	
SC DUO 6P-200/3800	
SC DUO 7P-180/2400	
SC DELTA 6P 160/4500-3 EU	
SC DELTA 6P 160/6000-4 EU	
SC DELTA 6P 160/9000-6 EU	
SC DELTA 8P 100/11000-4 400/3/50 EU	
SC DELTA 8P 100/15000-6 400/3/50 EU	
SC DELTA 8P 100/7500-3 400/3/50 EU	
SH SOLAR 7P-170/1200 D	
SH SOLAR 7P-170/1200 D55	
SH SOLAR 8P-180/2000 D	
SH SOLAR 7P-135/875 E18	
SH SOLAR 7P-170/1200 E18	
SH SOLAR 7P-170/1200 E36	
SH SOLAR 7P-170/1200 E54	
SH SOLAR 5M-150/1020 G	
SH SOLAR 7P-170/1200 G	
SH TRUCK 5M-180/970	
SH TRUCK 7P-175/1260	
SH AUTO 5M-100/500 D55	
SH AUTO 5M-100/500 E	
MC 2C-160/740 PET	
MC 3C-180/770 PET	
MC 4C-220/770 PET	
MC 5C 230/940 PE	
MC 5C 280/1000 PE	
MC 5C 280/1000 PEXT	
MC 5M-195/1000 DE	
MC 5M 280/1100 PE	
MC 5M 280/1100 PE Cage	
MC 7P-220/1120 PE PLUS	
MH 5M-200/1000 DE	
MH 7P-220/1120 PE	
MH 7P-220/1300 DE	
	31001012
	107144272
	106403194
	1604461
	106403181
	106403165
	106403142
	61256
	6400000
	106403144
	301000173
	107145802
	10356
	106402241
	14202
	6400088
	6400087
	6401431

Standard accessories
 Supplementary accessories
 Supplementary and mountable accessories



MC 2C-120/520 T	MC 2C-120/520 XT	MC 2C-140/610 XT	MC 2C-150/650	MC 2C-150/650 XT	MC 3C-150/660	MC 3C-150/660 XT	MC 3C-160/770	MC 3C-170/820	MC 3C-170/820 XT	MC 5M-180/840	MC 5M-180/840 XT	MC 5M-20/1000	MC 5M-20/1000 XT	MC 5M-20/1050	MC 5M-20/1050 FA	MC 5M-20/1050 XT	MC 5M-220/1130	MC 5M-220/1130 FA	MC 5M-220/1130 XT	MC 4M-140/620	MC 4M-160/620	MC 4M-160/620 XT	MC 4M-180/740	MC 4M-180/740 XT	MC 6P-170/1600 FA	MC 6P-170/1600 FAXT	MC 6P-180/1300 FA	MC 6P-180/1300 FAXT	MC 6P-200/1100 FAXT	MC 6P-250/1100 FA	MC 6P-250/1100 FAXT	MC 7P-195/1280 FA	MC 7P-195/1280 FAXT	MC 7P-195/1280 FBFA	MC 8P-160/2500	MC 8P-160/2500 ST	MC 8P-180/2100	MH 3C-145/600 PA	MH 3C-145/600 PAX	MH 3C-180/780 PA	MH 3C-180/780 PAX	MH 3M-140/580 PA	MH 3M-140/580 PAX 230/150 EU	MH 3M-160/770 PA	MH 3M-160/770 PAX 400/350 EU	MH 4M-130/720 FA	MH 4M-180/860 FA	MH 4M-180/860 FAL
-----------------	------------------	------------------	---------------	------------------	---------------	------------------	---------------	---------------	------------------	---------------	------------------	---------------	------------------	---------------	------------------	------------------	----------------	-------------------	-------------------	---------------	---------------	------------------	---------------	------------------	-------------------	---------------------	-------------------	---------------------	---------------------	-------------------	---------------------	-------------------	---------------------	---------------------	----------------	-------------------	----------------	------------------	-------------------	------------------	-------------------	------------------	------------------------------	------------------	------------------------------	------------------	------------------	-------------------

Brush Rotary



NYLON BRISTLE FOR ROTARY

ROTARY BRUSH 055 1700MM

ROTARY BRUSH 055 L800 MM

ROTARY BRUSH 065 L1700 MM

Surface Cleaning Rotary



HYDROSCRUB P300 P+H

HYDROSCRUB P400 W/O NOZZLES

HYDROSCRUB P500M Ø500 W/WHEELS W/O NOZZL

HYDROSCRUB S500 Ø500 W/O NOZZLES

Injector and Foam Sprayer



1L BOTTLE W/O CAP

02 INJECTOR COMPLETE

03 INJECTOR COMPLETE

BOTTLE FOR FOAM SPRAYER 2 L

Kanne 2,5 liter uten lokk

DETERGENT TANK W. SEALING CAP - 2,5 LTR.

EXTENSION HOSE 30 CM WITH ERGO COUPLINGS

FOAM INJECTOR AGGRESSIVE LQDS

FOAM INJECTOR W BYPASS

FOAM INJECTOR W BYPASS S. S

Accessories for Pressure Washers



Accessories	Item no.
MH 4M-200/960 FA	
MH 4M-200/960 FAX	
MH 4M-210/1000 PAX	
MH 4M-220/1000 FA	
MH 4M-220/1000 FAX	
MH 5M-200/960 FA	
MH 5M-200/960 FAX	
MH 5M-210/1100 FA	
MH 5M-210/1100 FAX	
MH 5M-210/1100 PAX	
MH 5M 180/800 FA	
MH 5M 180/800 FAX	
MH 6P-175/1250 FAX	
MH 6P-200/1300 FA	
MH 6P-200/1300 FAX	
MH 7P-180/1260 FA	
MH 7P-180/1260 FAX	
MH 8P-180/2000 FA	
MH 8P-180/2000 FAX	
SC UNO 4M-140/620 P5	
SC UNO 4M-160/720 P5	
SC UNO 5M-200/1050	
SC UNO 5M-200/1050 L	
SC UNO 6P-160/2500	
SC UNO 6P-170/1610	
SC UNO 6P-200/1900	
SC UNO 7P-180/1200	
SC DUO 6P-160/5000	
SC DUO 6P-170/3220	
SC DUO 6P-200/3800	
SC DUO 7P-180/2400	
SC DELTA 6P 160/4500-3 EU	
SC DELTA 6P 160/6000-4 EU	
SC DELTA 6P 160/9000-6 EU	
SC DELTA 8P 100/15000-6 400/3/50 EU	
SC DELTA 8P 100/15000-6 400/3/50 EU	
SC DELTA 8P 100/7500-3 400/3/50 EU	
SH SOLAR 7P-170/1200 D	
SH SOLAR 7P-170/1200 D55	
SH SOLAR 8P-180/2000 D	
SH SOLAR 7P-135/875 E18	
SH SOLAR 7P-170/1200 E18	
SH SOLAR 7P-170/1200 E36	
SH SOLAR 7P-170/1200 E54	
SH SOLAR 5M-150/1020 G	
SH SOLAR 7P-170/1200 G	
SH TRUCK 5M-180/970	
SH TRUCK 7P-175/1260	
SH AUTO 5M-100/500 D55	
SH AUTO 5M-100/500 E	
MC 3C-160/740 PET	
MC 3C 180/770 PET	
MC 4C 220/770 PEXT	
MC 5C 230/940 PE	
MC 5C 280/1000 PE	
MC 5C 280/1000 PEXT	
MC 5M-195/1000 DE	
MC 5M 280/1100 PE	
MC 5M 280/1100 PE Cage	
MC 7P-220/1120 PE PLUS	
MH 5M-200/1000 DE	
MH 7P-220/1120 PE	
MH 7P-220/1300 DE	
	6401432
	6400019
	6400018
	6400016
	106403187
	106403157
	106403159
	106403158
	31000912
	6401246
	6401247
	106408164
	107141635
	106403162
	301001311
	6401245
	6401242
	6401243

● Standard accessories
 ○ Supplementary accessories
 □ Supplementary and mountable accessories

Accessories for Pressure Washers



Accessories	Item no.
MH 4M-200/960 FA	
MH 4M-200/960 FAX	
MH 4M-210/1000 PAX	
MH 4M-220/1000 FA	
MH 4M-220/1000 FAX	
MH 5M-200/960 FA	
MH 5M-200/960 FAX	
MH 5M-210/1100 FA	
MH 5M-210/1100 FAX	
MH 5M-210/1100 PAX	
MH 5M 180/800 FA	
MH 5M 180/800 FAX	
MH 6P-175/1250 FAX	
MH 6P-200/1300 FA	
MH 6P-200/1300 FAX	
MH 7P-180/1260 FA	
MH 7P-180/1260 FAX	
MH 8P-180/2000 FA	
MH 8P-180/2000 FAX	
SC UNO 4M-140/620 P5	
SC UNO 4M-160/720 P5	
SC UNO 5M-200/1050	
SC UNO 5M-200/1050 L	
SC UNO 6P-160/2500	
SC UNO 6P-170/1610	
SC UNO 6P-200/1900	
SC UNO 7P-180/1200	
SC DUO 6P-160/5000	
SC DUO 6P-170/3220	
SC DUO 6P-200/3800	
SC DUO 7P-180/2400	
SC DELTA 6P 160/4500-3 EU	
SC DELTA 6P 160/6000-4 EU	
SC DELTA 6P 160/9000-6 EU	
SC DELTA 8P 100/10000-4 400/3/50 EU	
SC DELTA 8P 100/15000-6 400/3/50 EU	
SC DELTA 8P 100/7500-3 400/3/50 EU	
SH SOLAR 7P-170/1200 D	
SH SOLAR 7P-170/1200 D55	
SH SOLAR 8P-180/2000 D	
SH SOLAR 7P-135/875 E18	
SH SOLAR 7P-170/1200 E18	
SH SOLAR 7P-170/1200 E36	
SH SOLAR 7P-170/1200 E54	
SH SOLAR 5M-150/1020 G	
SH SOLAR 7P-170/1200 G	
SH TRUCK 5M-180/970	
SH TRUCK 7P-175/1260	
SH AUTO 5M-100/500 D55	
SH AUTO 5M-100/500 E	
MC 2C-160/740 PET	
MC 3C 180/770 PET	
MC 4C 220/770 PEXT	
MC 5C 230/940 PE	
MC 5C 280/1000 PE	
MC 5C 280/1000 PEXT	
MC 5M-195/1000 DE	
MC 5M 280/1100 PE	
MC 5M 280/1100 PE Cage	
MC 7P-220/1120 PE PLUS	
MH 5M-200/1000 DE	
MH 7P-220/1120 PE	
MH 7P-220/1300 DE	
	6401244
	106402248
	6404368
	6404369
	107142504
	106408234
	106408235
	106408236
	25598
	7110005
	7110010
	7110020
	80853
	6401266
	6401268
	2800084
	2800894
	301002490

● Standard accessories
 ○ Supplementary accessories
 □ Supplementary and mountable accessories

Accessories for Pressure Washers



Accessories	301002491	301002492	46920	46921	106403072	106403073	46918	5218617	6400379	6401233	6401364	6401365	6402317	6400375	30112493	8379	106403166	106403196
MH 4M-200/960 FA	o																	
MH 4M-200/960 FAX	o																	
MH 4M-210/1000 PAX	o																	
MH 4M-220/1000 FA	o																	
MH 4M-220/1000 FAX	o																	
MH 5M-200/960 FA	o																	
MH 5M-200/960 FAX	o																	
MH 5M-210/1100 FA	o																	
MH 5M-210/1100 FAX	o																	
MH 5M-210/1100 PAX	o																	
MH 5M 180/800 FA	o																	
MH 5M 180/800 FAX	o																	
MH 6P-175/1250 FA	o																	
MH 6P-175/1250 FAX	o																	
MH 6P-200/1300 FA	o																	
MH 6P-200/1300 FAX	o																	
MH 7P-180/1260 FA	o																	
MH 7P-180/1260 FAX	o																	
MH 8P-180/2000 FA	o																	
MH 8P-180/2000 FAX	o																	
SC UNO 4M-140/620 P5	o																	
SC UNO 4M-160/720 P5	o																	
SC UNO 5M-200/1050	o																	
SC UNO 5M-200/1050 L	o																	
SC UNO 6P-160/2500	o																	
SC UNO 6P-170/1610	o																	
SC UNO 6P-200/1900	o																	
SC UNO 7P-180/1200	o																	
SC DUO 6P-160/5000	o																	
SC DUO 6P-170/3220	o																	
SC DUO 6P-200/3800	o																	
SC DUO 7P-180/2400	o																	
SC DELTA 6P 160/4500-3 EU	o																	
SC DELTA 6P 160/6000-4 EU	o																	
SC DELTA 6P 160/9000-6 EU	o																	
SC DELTA 8P 100/10000-4 400/3/50 EU	o																	
SC DELTA 8P 100/15000-6 400/3/50 EU	o																	
SC DELTA 8P 100/7500-3 400/3/50 EU	o																	
SH SOLAR 7P-170/1200 D	o																	
SH SOLAR 7P-170/1200 D55	o																	
SH SOLAR 8P-180/2000 D	o																	
SH SOLAR 7P-135/875 E18	o																	
SH SOLAR 7P-170/1200 E18	o																	
SH SOLAR 7P-170/1200 E36	o																	
SH SOLAR 7P-170/1200 E54	o																	
SH SOLAR 5M-150/1020 G	o																	
SH SOLAR 7P-170/1200 G	o																	
SH TRUCK 5M-180/970	o																	
SH TRUCK 7P-175/1260	o																	
SH AUTO 5M-100/500 D55	o																	
SH AUTO 5M-100/500 E	o																	
MC 2C-160/740 PET	o																	
MC 3C 180/770 PET	o																	
MC 4C 220/770 PEXT	o																	
MC 5C 230/940 PE	o																	
MC 5C 280/1000 PE	o																	
MC 5C 280/1000 PEXT	o																	
MC 5M-195/1000 DE	o																	
MC 5M 280/1100 PE	o																	
MC 5M 280/1100 PE Cage	o																	
MC 7P-220/1120 PE PLUS	o																	
MH 5M-200/1000 DE	o																	
MH 7P-220/1120 PE	o																	
MH 7P-220/1300 DE	o																	

- Standard accessories
- Supplementary accessories
- Supplementary and mountable accessories



- MC 2C-120/520 T
- MC 2C-120/520 XT
- MC 2C-140/610 XT
- MC 2C-150/650
- MC 2C-150/650 XT
- MC 3C-150/660
- MC 3C-150/660 XT
- MC 3C-160/770
- MC 3C-170/820
- MC 3C-170/820 XT
- MC 5M-180/840
- MC 5M-180/840 XT
- MC 5M-20/1000
- MC 5M-20/1000 XT
- MC 5M-20/1050
- MC 5M-20/1050 FA
- MC 5M-20/1050 XT
- MC 5M-220/1130
- MC 5M-220/1130 FA
- MC 5M-220/1130 XT
- MC 4M-140/620
- MC 4M-160/620
- MC 4M-160/620 XT
- MC 4M-180/740
- MC 4M-180/740 XT
- MC 6P-170/1600 FA
- MC 6P-170/1600 FAXT
- MC 6P-180/1300 FA
- MC 6P-180/1300 FAXT
- MC 6P-200/1100 FAXT
- MC 6P-250/1100 FA
- MC 6P-250/1100 FAXT
- MC 7P-195/1280 FA
- MC 7P-195/1280 FAXT
- MC 7P-195/1280 FBFA
- MC 7P-195/1280 HFA
- MC 8P-160/2500
- MC 8P-160/2500 ST
- MC 8P-180/2100
- MH 3C-145/600 PA
- MH 3C-145/600 PAX
- MH 3C-180/780 PA
- MH 3C-180/780 PAX
- MH 3M-140/580 PA
- MH 3M-140/580 PAX 230/150 EU
- MH 3M-160/770 PA
- MH 3M-160/770 PAX 400/350 EU
- MH 4M-130/720 FA
- MH 4M-180/860 FA
- MH 4M-180/860 FAL

Stationary Equipment

ACCESSORY COIN COUNTER

ACCESSORY COLD/HOT INLET MIX.

ACCESSORY FROST PROTECTION DELUXE

ACCESSORY FROST PROTECTION STANDARD

ACCESSORY REMOTE CONTROL

ACCESSORY REMOTE SYSTEM STATUS

COINBOX 0.5 EUR

COINBOX 1EUR INCL DETERGENT

COINBOX TOKEN

COINBOX TOKEN INCL DETERGENT

EXHOUST DIVERTER AUTO/TRUCK ACCESSORY

MAINS CUT OFF BUTTON

OPTION 1XDETERGENT SOLAR

OPTION 1XMANUEL DETERGENT

OPTION 2XDETERGENT SOLAR

OPTION AUTOMATIC PRESSURE RELIEF SOLAR

OPTION CLOSED AIR INTAKE SOLAR G

OPTION CLOSED CIRCUIT FROST PROTECTION K

OPTION COLD/WARM SWITCH SOLAR EH



- Standard accessories
- Supplementary accessories
- Supplementary and mountable accessories

Accessories	Item no.
MH 4M-200/960 FA	
MH 4M-200/960 FAX	
MH 4M-210/1000 PAX	
MH 4M-220/1000 FA	
MH 4M-220/1000 FAX	
MH 5M-200/960 FA	
MH 5M-200/960 FAX	
MH 5M-210/1100 FA	
MH 5M-210/1100 FAX	
MH 5M-210/1100 PAX	
MH 5M 180/800 FA	
MH 5M 180/800 FAX	
MH 6P-175/1250 FAX	
MH 6P-200/1300 FA	
MH 6P-200/1300 FAX	
MH 7P-180/1260 FA	
MH 7P-180/1260 FAX	
MH 8P-180/2000 FA	
MH 8P-180/2000 FAX	
SC UNO 4M-140/620 P5	
SC UNO 4M-160/720 P5	
SC UNO 5M-200/1050	
SC UNO 5M-200/1050 L	
SC UNO 6P-160/2500	
SC UNO 6P-170/1610	
SC UNO 6P-200/1900	
SC UNO 7P-180/1200	
SC DUO 6P-160/5000	
SC DUO 6P-170/3220	
SC DUO 6P-200/3800	
SC DUO 7P-180/2400	
SC DELTA 6P 160/4500-3 EU	
SC DELTA 6P 160/6000-4 EU	
SC DELTA 6P 160/9000-6 EU	
SC DELTA 8P 100/10000-4 400/3/50 EU	
SC DELTA 8P 100/15000-6 400/3/50 EU	
SC DELTA 8P 100/7500-3 400/3/50 EU	
SH SOLAR 7P-170/1200 D	
SH SOLAR 7P-170/1200 D55	
SH SOLAR 8P-180/2000 D	
SH SOLAR 7P-135/875 E18	
SH SOLAR 7P-170/1200 E18	
SH SOLAR 7P-170/1200 E36	
SH SOLAR 7P-170/1200 E54	
SH SOLAR 5M-150/1020 G	
SH SOLAR 7P-170/1200 G	
SH TRUCK 5M-180/970	
SH TRUCK 7P-175/1260	
SH AUTO 5M-100/500 D55	
SH AUTO 5M-100/500 E	
MC 2C-160/740 PET	
MC 3C 180/770 PET	
MC 4C 220/770 PEXT	
MC 5C 230/940 PE	
MC 5C 280/1000 PE	
MC 5C 280/1000 PEXT	
MC 5M-195/1000 DE	
MC 5M 280/1100 PE	
MC 5M 280/1100 PE Cage	
MC 7P-220/1120 PE PLUS	
MH 5M-200/1000 DE	
MH 7P-220/1120 PE	
MH 7P-220/1300 DE	

● Standard accessories
 ○ Supplementary accessories
 □ Supplementary and mountable accessories



- MC 2C-120/520 T
- MC 2C-120/520 XT
- MC 2C-140/610 XT
- MC 2C-150/650
- MC 2C-150/650 XT
- MC 3C-150/660
- MC 3C-150/660 XT
- MC 3C-160/770
- MC 3C-170/820
- MC 3C-170/820 XT
- MC 5M-180/840
- MC 5M-180/840 XT
- MC 5M-200/1000
- MC 5M-200/1000 XT
- MC 5M-200/1050
- MC 5M-200/1050 FA
- MC 5M-300/1050 XT
- MC 5M-220/1130
- MC 5M-220/1130 FA
- MC 4M-140/620
- MC 4M-160/620
- MC 4M-160/620 XT
- MC 4M-180/740
- MC 4M-180/740 XT
- MC 6P-170/1600 FA
- MC 6P-170/1600 FAXT
- MC 6P-180/1300 FA
- MC 6P-180/1300 FAXT
- MC 6P-200/1100 FAXT
- MC 6P-250/1100 FA
- MC 6P-250/1100 FAXT
- MC 7P-195/1280 FA
- MC 7P-195/1280 FAXT
- MC 7P-195/1280 FRFA
- MC 7P-195/1280 FFA
- MC 8P-160/2500
- MC 8P-160/2500 ST
- MC 8P-180/2100
- MH 3C-145/600 PA
- MH 3C-145/600 PAX
- MH 3C-180/780 PA
- MH 3C-180/780 PAX
- MH 3M-140/580 PA
- MH 3M-140/580 PAX 230/150 EU
- MH 3M-160/770 PA
- MH 3M-160/770 PAX 400/3/50 EU
- MH 4M-130/720 PA
- MH 4M-180/860 FA
- MH 4M-180/860 FAL

Stationary Equipment

OPTION LOW WATER SECURITY

OPTION MULTI MACHINE CONNEX. BOX SOLAR

OPTION NO SCALE

OPTION NO-SCALE SOLAR

OPTION REMOTE CONTROL 4 BUTTONS

OPTION REMOTE CONTROL 5 BUTTONS

OPTION STAINLESS STEEL PARTS SOLAR D/EH

OPTION WATER INLET SECURITY

OPTION WATER SOFTENER UNIT

REMOTE CONTROL BOXES 2 BUTTONS

REMOTE CONTROL BOXES 3 BUTTONS

TOKENS Ø22.0X2.3 SET-50

Option

ACC. COIN BOX ON/OFF + DETERGENT A, B

ACCESS. WATER BREAK TANK 40 L/MIN DUO 7P

ACCESSORY 2 X HP DETERGENT

ACCESSORY JUNCTIONBOX REMOTE/SLAVE

ACCESSORY LOW WATER SECURITY

ACCESSORY PRESSURE RELIEF




Accessories	Item no.
MH 4M-200/960 FA	
MH 4M-200/960 FAX	
MH 4M-210/1000 PAX	
MH 4M-220/1000 FA	
MH 4M-220/1000 FAX	
MH 5M-200/960 FA	
MH 5M-200/960 FAX	
MH 5M-210/1100 FA	
MH 5M-210/1100 FAX	
MH 5M-210/1100 PAX	
MH 5M 180/800 FA	
MH 5M 180/800 FAX	
MH 6P-175/1250 FAX	
MH 6P-200/1300 FA	
MH 6P-200/1300 FAX	
MH 7P-180/1260 FA	
MH 7P-180/1260 FAX	
MH 8P-180/2000 FA	
MH 8P-180/2000 FAX	
SC UNO 4M-140/620 P5	
SC UNO 4M-160/720 P5	
SC UNO 5M-200/1050	
SC UNO 5M-200/1050 L	
SC UNO 6P-160/2500	
SC UNO 6P-170/1610	
SC UNO 6P-200/1900	
SC UNO 7P-180/1200	
SC DUO 6P-160/5000	
SC DUO 6P-170/3220	
SC DUO 6P-200/3800	
SC DUO 7P-180/2400	
SC DELTA 6P 160/4500-3 EU	
SC DELTA 6P 160/6000-4 EU	
SC DELTA 6P 160/9000-6 EU	
SC DELTA 8P 100/15000-4 400/3/50 EU	
SC DELTA 8P 100/15000-6 400/3/50 EU	
SC DELTA 8P 100/7500-3 400/3/50 EU	
SH SOLAR 7P-170/1200 D	
SH SOLAR 8P-180/2000 D	
SH SOLAR 7P-135/875 E18	
SH SOLAR 7P-170/1200 E18	
SH SOLAR 7P-170/1200 E36	
SH SOLAR 7P-170/1200 E54	
SH SOLAR 5M-150/1020 G	
SH SOLAR 7P-170/1200 G	
SH TRUCK 5M-180/970	
SH TRUCK 7P-175/1260	
SH AUTO 5M-100/500 DSS	
SH AUTO 5M-100/500 E	
MC 2C-160/740 PET	
MC 3C 180/770 PET	
MC 4C 220/770 PEXT	
MC 5C 230/940 PE	
MC 5C 280/1000 PE	
MC 5C 280/1000 PEXT	
MC 5M-195/1000 DE	
MC 5M 280/1100 PE	
MC 5M 280/1100 PE Cage	
MC 7P-220/1120 PE PLUS	
MH 5M-200/1000 DE	
MH 7P-220/1120 PE	
MH 7P-220/1300 DE	
	107340905
	107370964
	107370974
	107370958
	107340913
	107340914
	107370962
	107340910
	107370970
	107340911
	107340912
	12253
	107371027
	107371022
	107371025
	107371013
	107371024
	107371028

● Standard accessories
 ○ Supplementary accessories
 □ Supplementary and mountable accessories

Accessories	Item no.
MH 4M-200/960 FA	
MH 4M-200/960 FAX	
MH 4M-210/1000 PAX	
MH 4M-220/1000 FA	
MH 4M-220/1000 FAX	
MH 5M-200/960 FA	
MH 5M-200/960 FAX	
MH 5M-210/1100 FA	
MH 5M-210/1100 FAX	
MH 5M-210/1100 PAX	
MH 5M 180/800 FA	
MH 5M 180/800 FAX	
MH 6P-175/1250 FAX	
MH 6P-200/1300 FA	
MH 6P-200/1300 FAX	
MH 7P-180/1260 FA	
MH 7P-180/1260 FAX	
MH 8P-180/2000 FA	
MH 8P-180/2000 FAX	
SC UNO 4M-140/620 P5	
SC UNO 4M-160/720 P5	
SC UNO 5M-200/1050	
SC UNO 5M-200/1050 L	
SC UNO 6P-160/2500	
SC UNO 6P-170/1610	
SC UNO 6P-200/1900	
SC UNO 7P-180/1200	
SC DUO 6P-160/5000	
SC DUO 6P-170/3220	
SC DUO 6P-200/3800	
SC DUO 7P-180/2400	
SC DELTA 6P 160/4500-3 EU	
SC DELTA 6P 160/6000-4 EU	
SC DELTA 6P 160/9000-6 EU	
SC DELTA 8P 100/10000-4 400/3/50 EU	
SC DELTA 8P 100/15000-6 400/3/50 EU	
SC DELTA 8P 100/7500-3 400/3/50 EU	
SH SOLAR 7P-170/1200 D	
SH SOLAR 7P-170/1200 D55	
SH SOLAR 8P-180/2000 D	
SH SOLAR 7P-135/875 E18	
SH SOLAR 7P-170/1200 E18	
SH SOLAR 7P-170/1200 E36	
SH SOLAR 7P-170/1200 E54	
SH SOLAR 5M-150/1020 G	
SH SOLAR 7P-170/1200 G	
SH TRUCK 5M-180/970	
SH TRUCK 7P-175/1260	
SH AUTO 5M-100/500 D55	
SH AUTO 5M-100/500 E	
MC 2C-160/740 PET	
MC 3C 180/770 PET	
MC 4C 220/770 PEXT	
MC 5C 230/940 PE	
MC 5C 280/1000 PE	
MC 5C 280/1000 PEXT	
MC 5M-195/1000 DE	
MC 5M 280/1100 PE	
MC 5M 280/1100 PE Cage	
MC 7P-220/1120 PE PLUS	
MH 5M-200/1000 DE	
MH 7P-220/1120 PE	
MH 7P-220/1300 DE	
	107371026
	107371029
	107371020
	107371023
	107371030
	106268075
	81177
	81222
	81209
	81232
	80935
	81191
	25000214
	25000211
	308000153

● Standard accessories
 ○ Supplementary accessories
 □ Supplementary and mountable accessories



	Product	Soiling	Fields of application	Technique	Size	Item No.
Prewash	RIM TOP SV1 Basic rim cleaner. Dilution: 5-10%; pH: 2-3 (1% solution)	▼	Cleaning of steel and light alloy wheel rims.		10 L	105301660
	ALLOSIL SV1 Coarse dirt remover. Dilution: 1-5%; pH: 12.5-13.5 (1% solution)	• ■	Precleaning or main cleaning of cars, trucks, busses, fork-lift trucks, etc.		40 L 25 L	105301630 105301629
	ACTIVE SHAMPOO SV1 Foam cleaner – neutral. Dilution: 0.1-0.5%; pH: 11-11.4 (1% solution)	•	Cleaning of cars, particularly in brush washing installations, but also in high-pressure and self-service car washes, etc.		25 L	105301625
Main wash	SUPER PLUS SV1 Foam cleaner – alkaline. Dilution: 0.1-0.5%; pH: 12.5-13.5 (1% solution)	• ■	Cleaning of cars, trucks, busses and commercial vehicles in self-service car washes or by high pressure washer.		4 x 2.5 L 10 L 25 L 220 kg 1000 kg	105301670 105301666 105301667 105301668 105301669
	AUTOACTIVE SV1 Shampoo. Dilution: 0.1-0.5%; pH: 10-11 (1% solution)	• ■	Cleaning of cars, trucks, busses and commercial vehicles in self-service car washes or by high pressure washer.		10 L 25 L 220 L	105301634 105301635 105301636
	ACTIVE FOAM SV1 Shampoo and wax effect – neutral. Dilution: 0.1-0.5%; pH: 4-5 (1% solution)	•	Cleaning of cars in brush washing installations with feeble or too short drying zone.		25 L	105301624
	SAPPHIRE SV1 Shampoo and wax effect – alkaline. Dilution: 0.1-0.5%; pH: 6.5-8 (1% solution)	• ■	Cleaning of cars, trucks, busses and commercial vehicles in self-service car washes or by high pressure washer.		4 x 2.5 L 10 L 25 L	105301661 105301662 105301663
	ACIDO SV1 Special cleaner. Dilution: 1-3%; pH: <1 (1% solution)	▼ • □	Rust transformer/rust dissolver, lime/cement haze remover in trade and industry; disinfectant agent in foodstuffs related sectors.		10 L 25 L	105301622 105301623
Care & conservation	QUICK DRY SV1 Drying aid – concentrated. Dilution: 0.05-0.2%; pH: 6.5-8 (1% solution)	□	For care and quick drying of vehicles in self-service and brush washing installations.		25 L	105301656
	ACTIVE WAX Conservation agent with waxes. Dilution: 0.1-0.2%; pH: 3 (1% solution)	□	For care and quick drying of vehicles in self-service and brush washing installations.		10 L 25 L	81177 81222

Explanation of symbols: * Suitable, but not for continuous use.
Please read the product description carefully!

■ Greases, oils, soot, proteins, blood

• Sand, dirt, light oil and grease

▼ Lime, rust, cement

□ Bacteria, viruses, fungi

□ Care, conservation, gloss, machine protection



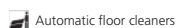
Industrial floors and working surfaces


Product	Soiling	Fields of application	Technique	Size	Item No.
ACIDO SV1 All-round cleaner – acid. Dilution: 1-10%; pH: <1 (1% solution)	▼ • □	Rust transformer/rust dissolver, lime/cement haze remover in trade and industry; disinfectant agent in foodstuffs related sectors.	 	10 L 25 L	105301622 105301623
UNIVERSAL SV1 All-round cleaner – neutral. Dilution: 0.5-10%; pH: 7-8 (1% solution)	•	Various cleaning tasks on a wide range of particularly delicate surfaces in trade and industry.	 	4 x 2.5 L 10 L 25 L	105301681 105301678 105301679
J 25 MULTI SV1 All-round cleaner – alkaline. Dilution: 1-10%; pH: 10.5-11.5 (1% solution)	• ■	Cleaning of industrial and commercial floors, motor vehicles, steel parts, motors/machines, walls, facades, working surfaces, etc.	 	4 x 2.5 L 10 L 25 L 220 kg	105301651 105301649 105301650 105301648
COMBI ACTIVE SV1 All-round cleaner – strongly alkaline. Dilution: 1-10%; pH: 13-14 (1% solution)	■	Cleaning of sturdy industrial floors, steel parts, motors/machines, working surfaces, etc.	 	4 x 2.5 L 10 L 25 L 220 kg	105301640 105301638 105301639 105301637

Various applications

DES 3000 SV1 Disinfection cleaner. Dilution: 1-5%; pH: 7.5-8.5 (1% solution)	• ■ □	Floor and hard surface cleaning in slaughterhouses, bakeries, butchers' shops, cheese-making plants, canteens, agriculture, pharmaceuticals plants, etc.	 	25 L	105301641
ALKAFOAM SV1 Foam cleaner. Dilution: 1-5%; pH: >13.5 (1% solution)	• ■	Hard surface cleaning of machines, walls, working surfaces and tiles, etc., particularly in slaughterhouses and butchers' shops.	 	25 L 220 kg 1000 L	105301626 105301627 105301628
PHOSPHAT Phosphating agent. Dilution: 0.5-1%; pH: 5.5 (1% solution)	• ■	Temporary corrosion protection for iron parts in metal processing plants.		25 L	81232
UNIKAL PLUS SV1 Solvent-based cold cleaner. Dilution: apply neat; pH: not applicable	■	Metal processing plants and workshops.	 	10 L 25 L	105301684 105301685
SUPER BLAST P Sandblasting agent for high-pressure units. Dilution: apply neat via wet spraying attachment; pH: not applicable	▼	Rust and paint removal and smoothing of sturdy industrial and commercial surfaces.		25 kg	8379
ARMEX Abrasive agent for "Soft Blasting", baking soda and slightly alkaline. pH: 8.2 (1% Solution)	■	Cars and buses, trucks and vans, hard floor, metal industry and special purpose.		25 kg	5218617

* Suitable, but not for continuous use.
Please read the product description carefully!





	Product	Soiling	Fields of application	Technique	Size	Item No.
Hard floors	QUICK FRESH SV1 Maintenance cleaner with refreshing effect. Dilution: 1-5%; pH: 6.5-8 (1% solution)	•	Daily floor cleaning in hotels, restaurants, car showrooms, office buildings, supermarkets, schools, exhibition rooms, DIY markets, etc.		4 x 2.5 L 10 L 25 L	105301659 105301657 105301658
	WAX CLEAN SV1 Maintenance cleaner with gloss effect Dilution: 1-3%; pH: 8-9 (1% solution)	•	Daily floor cleaning in hotels, restaurants, car showrooms, office buildings, supermarkets, schools, exhibition rooms, DIY markets, etc.	 	10 L	105301683
	INTENSIVE SV1 All-round cleaner. Dilution: 3-10%; pH: 10.5-11.4 (1% solution)	• ■	Various cleaning applications on a wide range of surfaces in trade and industry.	 	4 x 2.5 L 10 L 25 L 220 kg 1000 kg	105301646 105301644 105301645 105301643 105301647
	TORNADO SV1 Basic cleaner. Dilution: 3-10%; pH: 13-14 (1% solution)	■	Basic cleaning of sturdy commercial and industrial floors for removing coatings, films or very severe soiling.	 	4 x 2.5 L 10 L 25 L 220 kg	105301677 105301675 105301676 105301674
	SPOT-EX SV1 Rubber scuff mark remover. Dilution: apply neat; pH: 6.5-8 (1% solution)	■	Floor cleaning in warehouses, workshops, DIY markets, supermarkets, industrial buildings with stacker and rubber markings.	 	6 x 1 L 10 L	105301665 105301664
	TOP WASH SV1 Spray extraction cleaner. Dilution: 1-5%; pH: 8.5-9.5 (1% solution)	•	Textile and hard floor cleaning in office buildings, schools, hotels, restaurants, banks, exhibition rooms, etc.	 	4 x 2.5 L 6 x 1 L 10 L	105301673 105301671 105301672
	PRO GLOSS SV1 Floor gloss emulsion. Dilution: apply neat; pH: 8-9 (1% solution)	□	Floor sealing with gloss effect in schools, hotels, car showrooms, restaurants, supermarkets, medical practices, etc.	 	10 L	105301654
	PROTECTOR SV1 Floor polymer dispersion. Dilution: apply neat; pH: 8-9 (1% solution)	□	Floor sealing for lasting protection in schools, hotels, car showrooms, restaurants, supermarkets, medical practices, etc.	 	10 L	105301655
	FOAM STOP SV1 Anti-foaming agent. Dilution (waste water tank): 0.05%; pH: 7.5-8 (1% solution)	□	Foam combating for cleaning tasks with extreme foam development in the recovery tank.	 	6 x 1 L	105301642

Explanation of symbols: * Suitable, but not for continuous use.
Please read the product description carefully!

■ Greases, oils, soot, proteins, blood

• Sand, dirt, light oil and grease

▼ Lime, rust, cement

□ Bacteria, viruses, fungi

□ Care, conservation, gloss, machine protection



	Product	Soiling	Fields of application	Technique	Size	Item No.
High pressure unit	ANTI STONE SV1	☐	Mobile and stationary high pressure washers and comparable systems.		6 x 1 L	105301631
	Scaling protection agent. Dilution:				10 L	105301632
	Pour neat into the scaling protection agent tanks; pH: 6.5-7.5 (1% solution)					25 L
	STONE EX	▼	Mobile and stationary high pressure washers and comparable systems.		10 L	81191
	Descaling agent. Dilution:				25 L	81236
	Pour neat into the water tank; pH: 2.7 (1% solution)					
	MACHINE PROTECTOR SV1	☐	Mobile and stationary hot water pressure washers with steel coils.		6 x 1 L	105301652
	Boiler and machine protection agent against corrosion of steel coils by soft, acidic water.					
	Dilution:					
	Pour neat into the scaling protection agent tanks					
	pH: <13 (1% solution)					

* Suitable, but not for continuous use. Please read the product description carefully!

High-pressure cleaners

Self-service car wash systems

Brush washers

Prespraying units

Spray-extraction units






Your reliable and compact choice for everyday use

- Weighs just 5.5 kg making it easy to move from place to place
- Large 10 litre container with 8 litre dust bag net filling
- Detachable orange cord
- Entire machine, including hose and wand, can be carried safely and comfortably in one hand
- Certified HEPA filter as standard
- Lightweight aluminium tube

The SALTIX 10 is ideal for cleaning of hotels, offices, shops or similar light to medium duty applications. With a sound pressure of just 62 dB(A), it makes this vacuum suitable for daytime cleaning of noise-sensitive areas as it causes minimum disturbance to people who are within the cleaning vicinity. The powerful motor and high quality nozzle ensures superior efficiency and the durable design makes sure that the machine can be relied upon day in and day out.



TECHNICAL DATA	SALTIX 10
Airflow rate (l/min.)	1940
Vacuum (mbar/kPa)	220/22
Power Piec (W)	800
Sound pressure level (dB(A) BS 5415)	62
Dust bag capacity (l)	8
Volt/frequency (V/Hz)	220/50-60
Weight (kg)	5.5
Cable length (m)/ plug type	10
Hose length (m)	1.9
Length x width x height (mm)	395x340x390
Sound pressure level DB(A) IEC/EN 60335-2-69	62
FEATURES	
Detachable cord	•
Dust bag (1 pcs)	•
STANDARD EQUIPMENT	
HEPA FILTER H13	147 1250 600
SACK FILTER	147 1432 500
DETACH CORD SET 10M ORANGE EU	107402676
HOSE CPL D32	147 0765 500
EXTENSION TUBE ALUMINIUM	011 6431 500
NOZZLE MULTI SURFACE D32	140 6700 570
BRUSH NOZZLE D32	140 8244 500
CREVICE NOZZLE D32 L153 BLACK	147 0146 500
ITEM NO.	107415328



Simple and powerful wet & dry vacuum cleaner

- Dual filter system to handle different substances without human intervention
- Easy emptying (with motor head fitted)
- Stainless steel tube
- Intuitive single handed locking mechanisms
- Wet sack filter protecting the motor from foam ingress
- Flexible and handy mounting of tools and accessories

MAXXI II 35 offers easy and efficient wet & dry use without filter changing. The unique dual filter allows the machine to be used for both wet and dry applications without the need to change filters. Thanks to MultFit connection the MAXXI II tools are compatible with all ATTIX accessories.



TECHNICAL DATA	MAXXI II 35 WD
Airflow rate (l/min.)	2880
Vacuum (mbar/kPa)	200/20
Power Piec (W)	1250
Sound pressure level (dB(A) BS 5415)	62
Tank capacity (l)	35
Dust bag capacity (l)	18
Volt/frequency (V/Hz)	220-240/50-60
Weight (kg)	12.5
Cable length (m)/ plug type	10/EU
Hose length (m)	1.9
Length x width x height (mm)	460x420x740
FEATURES	
Tube holder	•
Dual filter system	•
Accessory holders	•
STANDARD EQUIPMENT	
BRUSH STRIPS FOR 60356	60358
CARTRIDGE FILTER	107407297
WET FILTER	107407299
HOSE D32 1.9M CPL	107407308
EXTENSION TUBE D32 - SS	107407309
HARDFLOOR NOZZLE 300MM x Ø32MM - KIT	107416575
FLOOR NOZZLE D32 BRUSH	107407311
BRUSH NOZZLE D32	107407312
CREVICE NOZZLE D32	107407334
ITEM NO.	107405165



Simple and powerful wet & dry vacuum cleaner

- Dual filter system to handle different substances without human intervention
- Easy emptying (with motor head fitted)
- Stainless steel tube
- Intuitive single handed locking mechanisms
- Wet mesh sack filter protecting the motor from foam ingress
- Flexible and handy mounting of tools and accessories
- Fixed steel push handle
- Standard tipping mechanism
- Transparent drain hose for indication of water level in the container
- The containers can be easily lifted off the trolley for cleaning or maintenance
- When tipping, the container pivots on the steel push handle

MAXXI II 55 offers easy and efficient wet & dry use without filter changing. The unique dual filter makes it possible to clean both wet and dry applications without the need to spend time on changing filters. Thanks to MultiFit all MAXXI II tools are compatible with the ATTIX accessories.



TECHNICAL DATA	MAXXI II 55-2 WD
Airflow rate (l/min.)	4320
Vacuum (mbar/kPa)	210/21
Power Piec (W)	2400
Sound pressure level (dB(A) BS 5415)	66
Tank capacity (l)	55
Dust bag capacity (l)	28
Volt/frequency (V/Hz)	220-240/50-60
Weight (kg)	25.5
Cable length (m)/ plug type	10/EU
Hose length (m)	2.5
Length x width x height (mm)	840x620x1000
FEATURES	
Tube holder	•
Dual filter system	•
Cable storage	•
Accessory holders	•
Drain hose	•
Dual motor	•
STANDARD EQUIPMENT	
CARTRIDGE FILTER	107407300
WET FILTER	107407302
HOSE D40 2.5M CPL	107407336
EXTENSION TUBE D40 - SS	107407337
HARDFLOOR NOZZLE 400MM x Ø40MM - KIT	107416577
FLOOR NOZZLE D40 BRUSH	107407339
CREVICE NOZZLE D40	107408850
ITEM NO.	107405167



Simple and powerful wet & dry vacuum cleaner

- Dual filter system to handle different substances without human intervention
- Easy emptying (with motor head fitted)
- Stainless steel tube
- Intuitive single handed locking mechanisms
- Wet mesh sack filter protecting the motor from foam ingress
- Flexible and handy mounting of tools and accessories
- Fixed steel push handle
- Standard tipping mechanism
- Transparent drain hose for indication of water level in the container
- The containers can be easily lifted off the trolley for cleaning or maintenance
- When tipping, the container pivots on the steel push handle

MAXXI II 75 offers easy and efficient wet & dry use without filter changing. The unique dual filter makes it possible to clean both wet and dry applications without the need of changing filters. Thanks to MultFit all MAXXI II tools are compatible with the ATTIX accessories.



TECHNICAL DATA	MAXXI II 75-1 WD	MAXXI II 75-2 WD
Airflow rate (l/min.)	2880	4320
Vacuum (mbar/kPa)	200/20	210/21
Power Piec (W)	1250	2400
Sound pressure level (dB(A) BS 5415)	64	66
Tank capacity (l)	75	75
Dust bag capacity (l)	44	44
Volt/frequency (V/Hz)	220-240/50-60	220-240/50-60
Weight (kg)	27	28
Cable length (m)/ plug type	10/EU	10/EU
Hose length (m)	2.5	2.5
Length x width x height (mm)	840x620x1000	840x620x1000
FEATURES		
Tube holder	•	•
Dual filter system	•	•
Cable storage	•	•
Accessory holders	•	•
Drain hose	•	•
Dual motor		•
STANDARD EQUIPMENT		
CARTRIDGE FILTER	107407300	107407300
WET FILTER	107407302	107407302
HOSE D40 2.5M CPL	107407336	107407336
EXTENSION TUBE D40 - SS	107407337	107407337
HARDFLOOR NOZZLE 400MM x Ø40MM - KIT	107416577	107416577
FLOOR NOZZLE D40 BRUSH	107407339	107407339
CREVICE NOZZLE D40	107408850	107408850
ITEM NO.	107405168	107405169



Compact wet&dry vacuum cleaner with filter cleaning and simple features

- Washable PET fleece filter with minimum 99.9% filtration efficiency
- MultiFit accessory system for ultimate flexibility
- Convenient accessory and cable storage
- Exhaust air blow function
- Stable wheels and ergonomic design for safe operation

AERO 21 is the smallest model in the AERO series with compact design and easy to use features such as Push&Clean filter cleaning system and convenient accessory storage. The 20 liter machine has efficient suction performance and is found with optional INOX stainless steel container with robust trolley and lifting handle. Power socket with AutoOnOff is found on (-21) models, which activates the machine by the connected drilling, sanding or cutting tool. AERO 21 offers great help keeping both air and surroundings clean and reducing the overall sound level.



TECHNICAL DATA	AERO 21-01 PC	AERO 21-01 PC INOX	AERO 21-21 PC	AERO 21-21 PC INOX
Airflow rate (l/min.)	3600	3600	3600	3600
Vacuum (mbar/kPa)	210/21	210/21	210/21	210/21
Power Pmax (W)	1250	1250	1250	1250
Power Pic (W)	1000	1000	1000	1000
Working sound level (dB(A))	64	64	64	64
Container volume (l-max)	20	20	20	20
Mains connection (V~/Hz/A)	230/1/50-60/16	230/1/50-60/16	230/1/50-60/16	230/1/50-60/16
Length x width x height (mm)	375x385x505	390x400x525	375x385x505	390x400x525
Weight (kg)	7.5	8.5	7.5	8.5
El cable (m)	5	5	5	5
Main filter type	PET	PET	PET	PET
Filter cleaning system	Push&Clean	Push&Clean	Push&Clean	Push&Clean
FEATURES				
Stainless steel container		•		•
Automatic On/Off-elec. tools			•	•
Extra socket for tool			•	•
Hose holder			•	•
Fleece filter bag 1 pcs	•	•	•	•
Container lift/tilt handle		•	•	•
STANDARD EQUIPMENT				
SUCTION HOSE D32x1800 CPL.	107405600	107405600		
SUCTION HOSE D32x2500 CPL.			107405599	107405599
EXTENSION TUBE D36 2X500MM ALU	107400032	107400032	107400032	107400032
TOOL ADAPTER WITH SUCTION REGULATION D32			107409977	107409977
FLOOR NOZZLE D36x300MM W/D KIT	107402706	107402706	107402706	107402706
UNIVERSAL NOZZLE D36X115	14295	14295	14295	14295
CREVICE NOZZLE D36X200	29541	29541	29541	29541
FILTERELEMENT ATTIX	302000490	302000490	302000490	302000490
ITEM NO.	107406600	107406602	107406601	107406603




Compact wet&dry vacuum cleaner with filter cleaning and ergonomic design

- Washable PET fleece filter with minimum 99.9% filtration efficiency
- MultiFit accessory system for ultimate flexibility
- Convenient accessory/cable storage and tool deposit
- Exhaust air blow function
- Flexible rubber strap for hose storage
- Optional cable rewind model
- L-class model with variable speed control

AERO 26 is the featuring model of the AERO series with high focus on application and end-user needs. Push&Clean filter cleaning system and exhaust air blow function is found on all models together with flexible and convenient accessory storage. The 25 liter machine has efficient suction performance and is available with optional cable rewind system. Power socket with AutoOnOff is found on (-21) models, which activates the machine by the connected drilling, sanding or cutting tool. The AERO 26 offers great help keeping both air and surroundings clean and reducing the overall sound level.



TECHNICAL DATA	AERO 26-01 PC X	AERO 26-21 PC	AERO 26-2L PC
Airflow rate (l/min.)	3600	3600	3700
Vacuum (mbar/kPa)	210/21	210/21	235/23.5
Power Pmax (W)	1250	1250	1500
Power Pic (W)	1000	1000	1200
Working sound level (dB(A))	64	64	64
Container volume (l-max)	25	25	25
Mains connection (V~/Hz/A)	230/1/50-60/16	230/1/50-60/16	230/1/50-60/16
Length x width x height (mm)	375x390x530	375x390x530	375x390x530
Weight (kg)	9	9	9
El cable (m)	5	5	7.5
Main filter type	PET	PET	PET
Filter cleaning system	Push&Clean	Push&Clean	Push&Clean
FEATURES			
Softstart			•
Motor speed control			•
Automatic On/Off-elec. tools		•	•
Cable rewind	•		
L-class hazardous dust approval			•
Fleece filter bag 1 pcs	•	•	•
STANDARD EQUIPMENT			
SUCTION HOSE D32x1800 CPL.	107405600		
SUCTION HOSE D32X3500 CPL.		107406115	
UNIV HOSE WITH HAND TUBE D32X3500 CPL.			107409976
EXTENSION TUBE D36 2X505MM ST/CR		302000529	302000529
TELESCOPIC TUBE D36 575-930MM CR-ST	107402654		
TOOL ADAPTER WITH SUCTION REGULATION D32		107409977	107409977
FLOOR NOZZLE D36x300MM W/D KIT		107402706	107402706
COMBI NOZZLE Ø36X260MM	302002365		
BRUSH NOZZLE Ø36X230 PP/PA			6086
UNIVERSAL NOZZLE D36X115	14295	14295	14295
SUCTION BRUSH D36 BLACK	302002509	302002509	
CREVICE NOZZLE D36X200	29541	29541	29541
Filterelement ATTIX	302000490	302000490	302000490
TOOL BOX. AERO 26/31			107409980
ITEM NO.	107406605	107406606	107406608



Stainless wet&dry vacuum cleaner with filter cleaning and big capacity

- Washable PET fleece filter with minimum 99.9% filtration efficiency
- MultiFit accessory system for ultimate flexibility
- Convenient accessory and cable storage and tool deposit
- Exhaust air blow function
- Stainless steel container
- Flexible rubber strap for hose storage

AERO 31 INOX is the big capacity model of the AERO series with high focus on application and end-user needs. Push&Clean filter cleaning system and exhaust air blow function is standard together with flexible and convenient accessory storage. The 30 liter machine has efficient suction performance and a durable stainless steel container with robust trolley. Power socket with AutoOnOff activates the machine by the connected drilling, sanding or cutting tool. The AERO 31 INOX offers great help keeping both air and surroundings clean and reducing the overall sound level.



TECHNICAL DATA	AERO 31-21 PC INOX
Airflow rate (l/min.)	3600
Vacuum (mbar/kPa)	210/21
Power Pmax (W)	1250
Power Pic (W)	1000
Working sound level (dB(A))	64
Container volume (l-max)	30
Mains connection (V~/Hz/A)	230/1/50-60/16
Length x width x height (mm)	390x400x635
Weight (kg)	10.5
El cable (m)	5
Main filter type	PET
Filter cleaning system	Push&Clean
FEATURES	
Stainless steel container	•
Automatic On/Off-elec. tools	•
Extra socket for tool	•
Fleece filter bag 1 pcs	•
STANDARD EQUIPMENT	
SUCTION HOSE D32X3500 CPL.	107406115
EXTENSION TUBE D36 2X505MM ST/CR	302000529
TOOL ADAPTER WITH SUCTION REGULATION D32	107409977
FLOOR NOZZLE D36x300MM W/D KIT	107402706
UNIVERSAL NOZZLE D36X115	14295
SUCTION BRUSH D36 BLACK	302002509
CREVICE NOZZLE D36X200	29541
FILTERELEMENT ATTIX	302000490
ITEM NO.	107406607



Silent and mobile wet & dry industrial vacuum cleaners with superior suction power

- Low working sound level
- SilentPower - high performance that is seen, but not heard
- MultiFit accessory system for the ultimate in task flexibility
- Washable PET fleece filter with minimum 99.9% filtration efficiency
- Accessory storage and tool deposit

ATTIX 30 series represent our compact and powerful range of all purpose Wet&Dry vacuum cleaners - a perfect solution for craftsmen on the move. The ergonomic design and low noise level emphasise our focus on real user benefits and longer working time.



TECHNICAL DATA	ATTIX 30-01	ATTIX 30-01 PC	ATTIX 30-11 PC	ATTIX 30-21 PC
Airflow rate (l/min.)	3700	3700	3700	3700
Vacuum (mbar/kPa)	250/25	250/25	250/25	250/25
Power Pmax (W)	1500	1500	1500	1500
Power Piec (W)	1200	1200	1200	1200
Working sound level (dB(A))	59	59	59	59
Container volume (l-max)	30	30	30	30
Mains connection (V~/Hz/A)	230/1/50-60/16	230/1/50-60/16	230/1/50-60/16	230/1/50-60/16
Length x width x height (mm)	450x380x595	450x380x595	450x380x595	450x380x595
Weight (kg)	10	10	10	10
El cable (m)	7.5	7.5	7.5	7.5
Main filter type	PET	PET	PET	PET
Filter cleaning system		Push&Clean	Push&Clean	Push&Clean
FEATURES				
Softstart			•	•
Anti-static system			•	•
Motor speed control				•
Automatic On/Off-elec. tools				•
Storage of accessories	•	•	•	•
Extra socket for tool			•	•
Fleece filter bag 1 pcs	•	•	•	•
STANDARD EQUIPMENT				
UNIV HOSE WITH HAND TUBE D32X3500 CPL.	107409976	107409976	107409976	107409976
EXTENSION TUBE D36 2X500MM ALU	107400032	107400032	107400032	
EXTENSION TUBE D36 2X505MM ST/CR				302000529
TOOL ADAPTER WITH SUCTION REGULATION D32			107409977	107409977
FLOOR NOZZLE D36x300MM W/D KIT	107402706	107402706	107402706	
FLOOR NOZZLE D36X400MM W/D				302003666
UNIVERSAL NOZZLE D36X115			14295	
CREVICE NOZZLE Ø36X300 PP	6084	6084	6084	6084
FILTERELEMENT ATTIX	302000490	302000490	302000490	302000490
ITEM NO.	107413590	107413591	107413592	107407544



The perfect combination of high performance and robustness in moist applications

- High quality stainless steel container
- Low working sound level - SilentPower - high performance that is seen, but not heard
- MultiFit accessory system for the ultimate in task flexibility
- Washable PET fleece filter with minimum 99.9% filtration efficiency
- Accessory storage and tool deposit

ATTIX 40 is the ideal Wet&Dry vacuum cleaner, if you need high performance in combination with a compact quality stainless steel container. The robust and easy to clean stainless steel container and the high suction power makes ATTIX 40 the perfect solution for commercial and industrial use.



TECHNICAL DATA	ATTIX 40-01 PC INOX	ATTIX 40-21 PC INOX
Airflow rate (l/min.)	3700	3700
Vacuum (mbar/kPa)	250/25	250/25
Power Pmax (W)	1500	1500
Power Pic (W)	1200	1200
Working sound level (dB(A))	59	59
Container volume (l-max)	37	37
Mains connection (V/~/Hz/A)	230/1/50-60/16	230/1/50-60/16
Length x width x height (mm)	450x440x735	450x440x735
Weight (kg)	13	14
El cable (m)	7.5	7.5
Main filter type	PET	PET
Filter cleaning system	Push&Clean	Push&Clean
FEATURES		
Softstart	•	•
Anti-static system	•	•
Motor speed control		•
Automatic On/Off-elec. tools		•
Storage of accessories	•	•
Extra socket for tool		•
Fleece filter bag 1 pcs	•	•
STANDARD EQUIPMENT		
UNI. HOSE Ø36X3000MM W COUPLING EVA	46948	
HOSE Ø36X5000MM AS W COUPLING		302001682
CURVED HAND TUBE Ø36MM SS	46691	
EXTENSION TUBE Ø36 2X505MM SS	107408074	
TOOL ADAPTER D27 QUICKSYSTEM		302000535
FLOOR NOZZLE D36X400MM W/D	302003666	
CREVICE NOZZLE D36X200	29541	
FILTERELEMENT ATTIX	302000490	302000490
ITEM NO.	107413593	302003415




Superior suction power for high-frequency cleaning and large container volume

- Low working sound level - SilentPower - high performance that is seen, but not heard
- MultiFit accessory system for the ultimate in task flexibility
- Washable PET fleece filter with minimum 99.9% filtration efficiency
- Accessory storage and tool deposit
- AntiStatic System

ATTIX 50 combines high Wet&Dry performance with big container capacity - the ideal solution for demanding customers with high frequency cleaning. The improved ergonomic design ensures functional and user-friendly operation - all in all an efficient and reliable solution.



TECHNICAL DATA	ATTIX 50-01 PC	ATTIX 50-21 PC	ATTIX 50-21 PC CLEAN ROOM	ATTIX 50-21 PC EC
Airflow rate (l/min.)	3700	3700	3200	3200
Vacuum (mbar/kPa)	250/25	250/25	230/23	230/23
Power Pmax (W)	1500	1500	1400	1400
Power Piec (W)	1200	1200	1100	1100
Working sound level (dB(A))	59	59	60	60
Container volume (l-max)	47	47	47	47
Mains connection (V~/Hz/A)	230/1/50-60/16	230/1/50-60/16	230/1/50-60/16	230/1/50-60/16
Length x width x height (mm)	450x380x750	450x380x750	450x380x750	450x380x750
Weight (kg)	11	11	11	11
El cable (m)	7.5	7.5	7.5	7.5
Main filter type	PET	PET	HEPA	PET
Filter cleaning system	Push&Clean	Push&Clean	Push&Clean	Push&Clean
FEATURES				
Softstart	•	•	•	•
Anti-static system	•	•	•	•
Motor speed control		•	•	•
Automatic On/Off-elec. tools		•	•	•
Brushless longlife 1-ph. motor			•	•
Storage of accessories	•	•	•	•
Fleece filter bag 1 pcs	•	•	•	•
STANDARD EQUIPMENT				
UNI. HOSE Ø36X3000MM W COUPLING EVA	46948			
HOSE Ø36X5000MM AS W COUPLING		302001682	302001682	302001682
CURVED HAND TUBE D36MM ST/CR	302000528	302000528		
EXTENSION TUBE D36 2X505MM ST/CR	302000529	302000529		
TOOL ADAPTER D27 QUICKSYSTEM		302000535	302000535	302000535
FLOOR NOZZLE D36X400MM W/D	302003666	302003666		
CREVICE NOZZLE D36X200	29541	29541		
Filterelement ATTIX	302000490	302000490		302000490
FILTER ELEMENT Ø211X140 H-CLASS			302000658	
MOTOR COOLING FILTER KIT			302003721	
EXHAUST AIR COLLECTOR			302003717	
ITEM NO.	302003411	107407545	107400412	107400411



Superior and powerful dust extractor

- InfiniClean™ - Automatic filter cleaning system with minimized performance loss
- PTFE long-life filter with non-stick membrane and minimum 99,9% filtration efficiency
- Dust class L certification
- Unique dual filter solution available with HEPA filtration.
- 30 liter container with steel castors and robust bumper.
- MultiFit accessory system for the ultimate in task flexibility
- Flexible rubber straps, tool box storage and optional trolley handle for convenient storage and transport
- Optional motor cooling filter, exhaust air collector and Long-Life filter bag

The ATTIX 33 dust extractor series sets a new standard for design and feature level of the Nilfisk wet & dry vacuum portfolio. With innovative filtration system, improved performance and robust design, this range represents a superior solution for professional customers looking for a safe and reliable machine. ATTIX 33 comes with more suction power, sealed dust system, automatic filter cleaning and several other user benefits - designed to meet the tough requirements in building & constructions and other industries.



TECHNICAL DATA	ATTIX 33-01 IC	ATTIX 33-2L IC	ATTIX 33-2L IC MOBILE
Airflow rate (l/min.)	4500	4500	4500
Vacuum (mbar/kPa)	250/25	250/25	250/25
Power Pmax (W)	1400	1400	1400
Power Pic (W)	1200	1200	1200
Working sound level (dB(A))	60	60	60
Container volume (l-max)	30	30	30
Mains connection (V~/Hz/A)	230/1/50-60/16	230/1/50-60/16	230/1/50-60/16
Length x width x height (mm)	565x385x520	565x385x520	565x385x565
Weight (kg)	14.5	14.5	16
El cable (m)	7.5	7.5	7.5
Main filter type	PTFE	PTFE	PTFE
Filter cleaning system	InfiniClean	InfiniClean	InfiniClean
FEATURES			
Automatic On/Off-elec. tools		•	•
L-class hazardous dust approval		•	•
Disposal bag 1 pcs	•	•	•
Fleece filter bag 1 pcs			•
Tool box storage system			•
STANDARD EQUIPMENT			
UNIV HOSE WITH HAND TUBE D32X3500 CPL.	107409976	107409976	
CURVED HAND TUBE Ø36MM SS			46691
EXTENSION TUBE Ø36 2X505MM SS		107408074	
EXTENSION TUBE D36 2X505MM ST/CR	302000529		
TOOL ADAPTER D27 QUICKSYSTEM			302000535
TOOL ADAPTER WITH SUCTION REGULATION D32		107409977	
EXTENSION TUBE D36 3X350 MM SS			107416995
FLOOR NOZZLE Ø36X300MM	302002331	302002331	302002331
UNIVERSAL NOZZLE D36X115			14295
SUCTION BRUSH D36 BLACK			302002509
CREVICE NOZZLE D36X200	29541	29541	29541
HOSE Ø32X4000MM AS RED			107413543
FLAT FILTER PTFE M-CLASS 1 PCS	107413540	107413540	107413540
ADAPTER PLATE KIT			107413551
FLEXIBLE STRAP SET 2 PCS		107413553	
TROLLEY HANDLE KIT			107413552
ITEM NO.	107412101	107412103	107412104



Superior and large capacity dust extractor

- InfiniClean™ - Automatic filter cleaning system with minimized performance loss
- PTFE long-life filter with non-stick membrane and minimum 99.9% filtration efficiency
- Dust class L certification
- Unique dual filter solution available with HEPA filtration.
- 42 liter container with steel castors and robust bumper.
- MultiFit accessory system for the ultimate in task flexibility
- Flexible rubber straps, tool box storage and optional trolley handle for convenient storage and transport
- Optional motor cooling filter, exhaust air collector and Long-Life filter bag

The ATTIX 44 dust extractor series sets a new standard for design and feature level of the Nilfisk wet & dry vacuum portfolio. With innovative filtration system, improved performance and robust design, this range represents a superior solution for professional customers looking for a safe and reliable machine with large capacity. ATTIX 44 comes with more suction power, sealed dust system, automatic filter cleaning and several other user benefits - designed to meet the tough requirements in building & constructions and other industries when picking up bigger amounts of dust.



TECHNICAL DATA	ATTIX 44-2L IC	ATTIX 44-2L IC MOBILE
Airflow rate (l/min.)	4500	4500
Vacuum (mbar/kPa)	250/25	250/25
Power Pmax (W)	1400	1400
Power Pic (W)	1200	1200
Working sound level (dB(A))	60	60
Container volume (l-max)	42	42
Mains connection (V~/Hz/A)	230/1/50-60/16	230/1/50-60/16
Length x width x height (mm)	565x385x605	565x385x650
Weight (kg)	16	17.5
El cable (m)	7.5	7.5
Main filter type	PTFE	PTFE
Filter cleaning system	InfiniClean	InfiniClean
FEATURES		
Automatic On/Off-elec. tools	•	•
L-class hazardous dust approval	•	•
Disposal bag 1 pcs	•	•
Fleece filter bag 1 pcs		•
Tool box storage system		•
STANDARD EQUIPMENT		
UNIV HOSE WITH HAND TUBE D32X3500 CPL.	107409976	
CURVED HAND TUBE Ø36MM SS		46691
EXTENSION TUBE Ø36 2X505MM SS	107408074	
TOOL ADAPTER D27 QUICKSYSTEM		302000535
TOOL ADAPTER WITH SUCTION REGULATION D32	107409977	
EXTENSION TUBE D36 3X350 MM SS		107416995
FLOOR NOZZLE D36X400MM W/D	302003666	302003666
UNIVERSAL NOZZLE D36X115		14295
SUCTION BRUSH D36 BLACK		302002509
CREVICE NOZZLE D36X200	29541	29541
HOSE Ø32X4000MM AS RED		107413543
FLAT FILTER PTFE M-CLASS 1 PCS	107413540	107413540
ADAPTER PLATE KIT		107413551
FLEXIBLE STRAP SET 2 PCS	107413553	
TROLLEY HANDLE KIT		107413552
ITEM NO.	107412106	107412107



Unheard performance in a big capacity wet & dry vacuum cleaner

- High quality stainless steel container with tilt and lift-off option
- Low working sound level - SilentPower - high performance that is seen, but not heard
- MultiFit accessory system for the ultimate in task flexibility
- Washable PET fleece filter with minimum 99.9% filtration efficiency
- Accessory storage and tool deposit
- AntiStatic system and Softstart

ATTIX 7 is perfect for users who need a big capacity and highly efficient vacuum cleaner with a robust steel chassis. This model has a high suction power with a low noise level. ATTIX 7 is a genuine solution for professional use within wet and dry applications.



TECHNICAL DATA	ATTIX 751-11	ATTIX 751-21	ATTIX 761-21 XC	ATTIX 791-21 EC
Airflow rate (l/min.)	3600	3600	3600	3800
Vacuum (mbar/kPa)	230/23	230/23	230/23	250/25
Power Pmax (W)	1500	1500	1500	1500
Power Pic (W)	1200	1200	1200	1200
Working sound level (dB(A))	57	57	57	59
Container volume (l-max)	70	70	70	70
Mains connection (V~/Hz/A)	230/1/50-60/16	230/1/50-60/16	230/1/50-60/16	230/1/50-60/16
Length x width x height (mm)	605x580x970	605x580x970	605x580x970	605x580x970
Weight (kg)	25	25	27	25
El cable (m)	7.5	7.5	7.5	7.5
Main filter type	PET	PET	PET Nano	PET
Filter cleaning system			XtremeClean	
FEATURES				
Filter bag	•	•	•	•
Tilting container	•	•	•	•
Motor speed control		•	•	•
Automatic On/Off-elec. tools		•	•	•
Brushless longlife 1-ph. motor				•
Extra socket for tool	•	•	•	•
Disposal bag 1 pcs			•	
STANDARD EQUIPMENT				
UNI. HOSE Ø36X4000MM EVA	25537			
CURVED HAND TUBE Ø36MM SS	46691			
DIA. TUBE NOZZLE Ø36x190 MM GREY RUBBER	5067			
HOSE D27X3500 AS WITH TOOL ADAPTER		107406091	107406091	107406091
TOOL ADAPTER D27/36-24 AS		107404520	107404520	107404520
Filterelement ATTIX	302000490	302000490		302000490
FILTER ELEMENT D275X187 PET NANO M-CLASS			107400562	
ITEM NO.	302001523	302001525	302001533	302001536



Big capacity with disposal pump for demanding wet applications

- Built-in disposal pump for continuously and automatic liquid discharge
- Double filter sieve system in stainless steel
- IP68 plug connection
- High quality stainless steel container with tilt and lift-off option
- Low working sound level - SilentPower - high performance that is seen, but not heard
- MultiFit accessory system for the ultimate in task flexibility
- AntiStatic system and Softstart

ATTIX 7 LIQUID VACUUM is specially designed for demanding wet applications like flood pickup, road spills and clean up after fires. Build for users who need easy liquid discharge, high suction power and robust construction combined with high mobility.



TECHNICAL DATA	ATTIX 751-61 LIQUID VAC	ATTIX 751-71 MWF
Airflow rate (l/min.)	3600	3600
Vacuum (mbar/kPa)	230/23	230/23
Power Pmax (W)	1500	1500
Power Piec (W)	1200	1200
Working sound level (dB(A))	57	57
Container volume (l-max)	70	70
Mains connection (V~/Hz/A)	230/1/50-60/16	230/1/50-60/16
Length x width x height (mm)	605x580x970	510x480x875
Weight (kg)	33	31
El cable (m)	7.5	10
Main filter type	Wet filter sieve	Wet filter sieve
FEATURES		
Cable holder	•	•
Softstart	•	•
Tilting container	•	•
Motor speed control	•	•
Robust steel chassis	•	•
300 l/m auto. discharge pump	•	•
Ground fault circuit breaker (PRCD)		•
STANDARD EQUIPMENT		
SUCTION HOSE Ø36X3500 HEAT/OIL-RESISTANT		302001677
CURVED HAND TUBE Ø36MM SS		46691
EXTENSION TUBE Ø36 2X505MM SS		107408074
NOZZLE ALU. 450XØ36MM WET		15349
CREVICE NOZZLE Ø36X300 PP		6084
WET FILTER SIEVE Ø143X140MM SS	15475	15475
BOX FOR SUCTION HOSE ATTIX 7		302001554
ITEM NO.	302001529	107412020



Two-motor driven industrial Wet&Dry vacuum cleaners for the toughest applications

- Dual-motor industrial performance
- High quality stainless steel container with tilt and lift-off option
- Washable PET fleece filter with minimum 99.9% filtration efficiency
- MultiFit accessory system for the ultimate in task flexibility
- Accessory storage and tool deposit

The big capacity of 70 liter and stainless steel container keeps emptying to a minimum and ensures longer working time. High suction power and low sound enables ATTIX 961 to be used in a wide variety of conditions.



TECHNICAL DATA	ATTIX 961-01
Airflow rate (l/min.)	2 x 3600
Vacuum (mbar/kPa)	250/25
Power Pmax (W)	2 x 1500
Power Pic (W)	2 x 1200
Working sound level (dB(A))	67
Container volume (l-max)	70
Mains connection (V~/Hz/A)	230/1/50-60/16
Length x width x height (mm)	580x600x970
Weight (kg)	30
El cable (m)	10
Main filter type	PET Nano
Filter cleaning system	Push&Clean
FEATURES	
Softstart	•
Tilting container	•
Anti-static system	•
Robust steel chassis	•
Fleece filter bag 1 pcs	•
STANDARD EQUIPMENT	
UNI. SUCTION HOSE Ø38X4000MM EVA	302002796
CURVED HAND TUBE D38 MM SS	302002889
EXTENSION TUBES R38 2X500 KIT	107402474
FLOOR NOZZLE D38x400 WET AND DRY	302002798
CREVICE NOZZLE Ø38x300 MM PP	302002890
FILTER ELEMENT D275X187 PET NANO M-CLASS	107400562
ITEM NO.	302002900



Two-motor performance for heavy-duty cleaning

- Dual-motor industrial performance
- High quality stainless steel container with steel chassis
- Washable PET fleece filter with minimum 99.9% filtration efficiency
- MultiFit accessory system for the ultimate in task flexibility
- Accessory storage and tool deposit

The big capacity stainless steel container of the ATTIX 965-21 SD keeps emptying to a minimum and ensures longer working time. The practical SitDown container system makes emptying convenient for fast and productive cleaning.



TECHNICAL DATA	ATTIX 965-21 SD XC
Airflow rate (l/min.)	2 x 3600
Vacuum (mbar/kPa)	250/25
Power Pmax (W)	2 x 1500
Power Piec (W)	2 x 1200
Working sound level (dB(A))	67
Container volume (l-max)	50
Mains connection (V~/Hz/A)	230/1/50-60/16
Length x width x height (mm)	615x690x990
Weight (kg)	45
El cable (m)	10
Main filter type	PET Nano
Filter cleaning system	XtremeClean
FEATURES	
Softstart	•
Anti-static system	•
Motor speed control	•
Robust steel chassis	•
Automatic On/Off-elec. tools	•
Release container system	•
Disposal bag 1 pcs	•
STANDARD EQUIPMENT	
FILTER ELEMENT D275X187 PET NANO M-CLASS	107400562
ITEM NO.	302002902



Superior suction power in a strong and flexible three-motor vacuum

- Three-motor industrial performance
- Comfortable grip and robust steel chassis for durability and easy mobility
- MultiFit adapter included for high flexibility in accessory choice
- Storage of accessories

ATTIX 115 & 125 are powered by 3x1000 Watt independent "by-pass" motors and offer 100 litres containers. The two models have an integrated durable polyester star-filter with big surface area, and the manual filter shaker on the top of the machine is easy-to-use and ensures a high efficiency of the filter.



TECHNICAL DATA	ATTIX 115-01	ATTIX 125-01
Airflow rate (l/min.)	8100	8100
Vacuum (mbar/kPa)	230/23	230/23
Power Piec (W)	3 x 1000	3 x 1000
Working sound level (dB(A))	71	71
Container volume (l-max)	100	100
Mains connection (V~/Hz/A)	230/1/50-60/16	230/1/50-60/16
Length x width x height (mm)	800x600x1555	800x600x1555
Weight (kg)	68	73
El cable (m)	9	9
Main filter type	PET Starfilter	PET Starfilter
Filter cleaning system	Manual filter shaker	Manual filter shaker
FEATURES		
Anti-static system	•	•
Release container system	•	•
Chassis on wheels with brakes	•	•
Independent motor/switches	•	•
L class filter	•	
M class filter		•
STANDARD EQUIPMENT		
ADAPTOR D70 CFM – D60 MULTIFIT	4072200392	4072200392
KIT STAR FILTER D460 L CLASS	40000338	
18 POCKET STAR FILTER KIT M CLASS		40000699
SMALL BASKET OBJECT KIT WITH NUTS BOLTS		40000892
REMOVABLE CYCLONE D460 FE COMPLETE BIG	Z5 60109	
ITEM NO.	4010500044	4010500045



Ideal for heavy industrial vacuum cleaning

- Powerful and reliable double side channel blower - needing no maintenance
- Comfortable grip and robust steel chassis for durability and easy mobility
- MultiFit adapter included for high flexibility in accessory choice
- Storage of accessories

Thanks to its high performances, ATTIX 145 & 155 are the ideal industrial three phase vacuum cleaners for the general cleaning in all kind of industry, especially when large quantity of dust have to be collected. The 100 liters steel container is ideal for collecting big amount of solid (e.g. metal chips) or liquids (e.g. oil and lubricants). The practical SitDown container system makes emptying convenient for fast and productive cleaning.



TECHNICAL DATA	ATTIX 145-01	ATTIX 155-01
Airflow rate (l/min.)	5250	8600
Vacuum (mbar/kPa)	300/30	300/30
Power Piec (W)	2200	4000
Working sound level (dB(A))	68	72
Container volume (l-max)	100	100
Mains connection (V~/Hz/A)	400/3/50/16	400/3/50/16
Length x width x height (mm)	1130x600x1530	1130x600x1530
Weight (kg)	114	139
El cable (m)	9	9
Main filter type	PET Starfilter	PET Starfilter
Filter cleaning system	Manual filter shaker	Manual filter shaker
FEATURES		
Anti-static system	•	•
Manometer	•	•
Release container system	•	•
Three phase side chanel blower	•	•
Chassis on wheels with brakes	•	•
L class filter	•	•
Plug with phase inverter	•	•
STANDARD EQUIPMENT		
ADAPTOR D70 CFM – D60 MULTIFIT	4072200392	4072200392
KIT STAR FILTER D460 L CLASS	40000338	40000338
ITEM NO.	4030500151	4030800366



Make a good profit with our made-to-measure solution

- Single or dual operation
- High performance and easy to use
- Washable cloth filter with high filtration
- Available in oil company colours and special coin or card reader versions

These coin-operated Self-Service vacuum cleaners fulfil all special requirements for filling stations and are built for outdoor use in all kinds of weather. Available with either single or twin motor operation and a simple cloth filter system for quick and easy maintenance.



TECHNICAL DATA	SB STATION	SB TANDEM
Airflow rate (l/min.)	4000	2 x 4000
Vacuum (mbar/kPa)	235/23.5	2 x 235/23.5
Power Pmax (W)	1700	2 x 1700
Power Piec (W)	1400	2 x 1400
Working sound level (dB(A))	75	75
Container volume (l-max)	30	2 x 30
Mains connection (V~/Hz/A)	230/1/50-60/16	230/1/50-60/16
Length x width x height (mm)	822x546x2034	1183x546x2034
Weight (kg)	90	115
Main filter type	Needle felt	Needle felt
FEATURES		
Softstart	•	•
2 suction hoses		•
Robust steel chassis	•	•
Simple cloth filter system	•	•
Automatic hose retraction	•	•
Dual motor		•
STANDARD EQUIPMENT		
UNI. HOSE Ø50X5000MM SB VAC	64084	64084
CREVICE NOZZLE Ø50X370 PE	7102	7102
SPEC CLOTH FILTER Ø375X350 NEEDLE FELT	17069	17069
COINER EURO/TOKEN 12VDC	302000305	302000305
ITEM NO.	65481	65482

Respiratory and skin diseases result in very high human costs

The handling of hazardous dust is a complex matter that demands innovative product development and competent engineering. As a specialist, Nilfisk offers proven, state-of-the-art solutions in every Hazard Class involving the demanding task of picking up health endangering dusts.

Working with hazardous dust demands the highest level of safety to ensure maximum health protection. Nilfisk offers Health and Safety vacuum cleaners for hazardous dust classes – **L** (light), **M** (medium), **H** (high), and asbestos, and for explosive dusts classified as ATEX Type 22. All our solutions meet the new pan-European standards and bear all the necessary statutory test symbols. The entire range is designed for professionals who also demand low noise operation, ergonomics, long-life and reliable performance.

SINCE 1997– EN 60335-2-69, IEC 60335-2-69		HAZARD TYPES	DISPOSAL
Dust class / Zone	Max. permeability		
L	1%	Removes 99% of: <ul style="list-style-type: none"> • Dusts with OEL values > 1mg/m³ 	-
M	0.1%	Removes 99.9% of: <ul style="list-style-type: none"> • Dusts with OEL values > 0.1mg/m³ • Wood dust 	Low dust
H	0.005%	Removes 99.995% of: <ul style="list-style-type: none"> • Dusts with OEL values • Carcinogenic dusts • Dusts with germs or bacteria 	Dust free
Asbestos requirement	as H	• Asbestos dust	
Explosive dusts (ATEX Zone 22)	Type 22 - As Dust Class L, M or H, with additional requirements	• Dusts of dust explosion classes St1, St2 and St3 in ATEX Zone 22 (previously zone 11)	Basic machine for ATEX Zone 22 with test M or H



These vacuum cleaners permit picking up dusts from dust class L. These include dusts with OEL values > 1 mg/m³.



These vacuum cleaners permit picking up dusts from dust classes L and M. These include all healthendangering, non-carcinogenic dusts with OEL values > 0.1 mg/m³ and hardwood dusts.



These vacuum cleaners permit picking up dusts from dust classes L, M and H. These include all healthendangering dusts with OEL values, all carcinogenic dusts and dusts contaminated with germs and bacteria.



Asbestos is a group of naturally-occurring inorganic crystalline silicates which are found in the form of fibres. When subjected to mechanical loads these fibres can split, producing ever thinner fibres, which can consequently be deposited in the lungs. Asbestos is not used anymore, but a lot of materials and buildings that contain asbestos have to be renovated. Asbestos dusts are only permitted to be picked up with vacuum cleaners conforming to dust class H.



These vacuum cleaners are approved to pick up explosive/flammable dust in ATEX Zone 22 as well as dust from dust classes L, M or H. Furthermore these vacuum cleaners are approved to be used as dust extractors.

ATEX ZONE 22 - Beware of explosive dust



With regard to Health and Safety vacuum cleaners, diseases are not the only danger. It is well-known that cotton or paper can burn, but also other materials such as flour or even metals can ignite. The presence of oxygen and an ignition source with sufficient energy and a flammable substance (gas, liquid or solid) are factors which can provoke an explosion. The finer the dust, the higher the risk of explosion!



With the ATEX directive 94/9/EC that came into force in July 2003, the removal and separation of explosive materials has become an international regulation. Many types of dust which are potentially explosive are classified as an ATEX (ATmosphere EXplosive) application and equipment must meet additional and very special requirements.

Nilfisk offers a range of safety vacuum cleaners to pick up explosive dust and separate it from the surrounding air. If dusts are to be vacuumed which are both explosive and hazardous, the vacuum must meet the requirements for both explosive and hazardous dust applications.

Additional test certificates and third party approvals

ATEX Directive 94/9/EC puts the burden on the manufacturer to ensure that products supplied for use in explosive atmospheres are ATEX compliant. This means that for a Health and Safety vacuum designed for use in an explosive atmosphere, the machine must be ATEX compliant with reference to the particular working environment. All Nilfisk TYPE 22 vacuum cleaners are ATEX compliant in ZONE 22, and this range of vacuum cleaners has passed a wide range of technical test requirements and third party approvals.

In addition to the normal requirements for a certified Health and Safety vacuum cleaner, some of the requirements to be met are listed below:

- Electric working materials must correspond to the regulations of the VDE 0165 "Setup of electrical equipment in explosive areas", for example EC system drives (free from sources of ignition).
- The machine must correspond to protection class IP 54 at least.
- Working materials must be marked with the occurring surface temperatures during constant use when these temperatures exceed 80°C. In addition, surface temperature must not exceed 135°C.
- Electric motors must be protected against short circuit, overheating due to overload or phase dropout.
- Air flow out of the vacuum must be directed in such a way that settled dust cannot be whirled up – exhaust speed max. 1 m/s at 50 mm above the floor.
- Conductive machine parts (including attachments such as the suction hose and hand tube) must be electrostatically earthed.
- Special coupling is to be used which secures the earthing and makes confusion with non-conductive attachment parts impossible
- Earthing resistance must not be higher than 1 MΩ.
- Container casing must be made of very non-flammable material.
- Vacuums should be clearly marked with a warning label stating "approved for use with flammable dusts in ZONE 22".
- The vacuum should also be marked with L-, M- or H-Class, depending on which requirements apply.

Nilfisk single-phase TYPE 22 vacuum cleaners for ATEX ZONE 22 are tested and certified with the following classification:

 II 3D Ex tD A22 T 135 °C IP54



Powerful and safe dust extractor for hazardous dust

- InfiniClean™ - Automatic filter cleaning system with minimized performance loss
- PTFE long-life filter with non-stick membrane and minimum 99.9% filtration efficiency
- Push&Clean™ - Semi-automatic filter cleaning system on selected models.
- Dust class M and H certification including Asbestos
- Unique dual filter solution available for H-class/HEPA - including 3-stage filtration
- Flow sensor with combined acoustic and LED warning
- 30 liter container with steel castors and robust bumper.
- MultiFit accessory system for the ultimate in task flexibility
- Flexible rubber straps, tool box storage and optional trolley handle for convenient storage and transport
- Optional motor cooling filter, exhaust air collector and Long-Life filter bag

The ATTIX 33 M/H dust extractor series sets a standard for design and feature level of the Nilfisk wet & dry vacuum portfolio. With innovative filtration system, improved performance, robust design and dust class M/H certification, this range represents a superior solution for professional customers looking for a reliable machine to protect workers health and safety. ATTIX 33 M/H comes with more suction power, sealed dust system, automatic filter cleaning and several other user benefits - designed to meet the tough requirements in building & constructions and other industries when picking up hazardous dust.



TECHNICAL DATA	ATTIX 33-2H IC	ATTIX 33-2H PC	ATTIX 33-2M IC	ATTIX 33-2M PC
Airflow rate (l/min.)	4500	4500	4500	4500
Vacuum (mbar/kPa)	250/25	250/25	250/25	250/25
Power Pmax (W)	1400	1400	1400	1400
Power Pic (W)	1200	1200	1200	1200
Working sound level (dB(A))	60	60	60	60
Container volume (l-max)	30	30	30	30
Mains connection (V~/Hz/A)	230/1/50-60/16	230/1/50-60/16	230/1/50-60/16	230/1/50-60/16
Length x width x height (mm)	565x385x520	565x385x520	565x385x520	565x385x520
Weight (kg)	14.5	14.5	14.5	14.5
El cable (m)	7.5	7.5	7.5	7.5
Main filter type	PTFE/Cellulose H-class	PTFE/Cellulose H-class	PTFE M-class	PTFE M-class
Filter cleaning system	InfiniClean	Push&Clean	InfiniClean	Push&Clean
FEATURES				
Softstart	•	•	•	•
Dual filter system	•	•	•	•
Anti-static system	•	•	•	•
Automatic On/Off-elec. tools	•	•	•	•
Disposal bag 1 pcs			•	
Fleece filter bag 1 pcs			•	•
Safety filter bag 1 pcs	•	•		
STANDARD EQUIPMENT				
HOSE Ø36X4000 MM AS RED	107413544	107413544		
CURVED HAND TUBE Ø36MM SS	46691	46691	46691	46691
EXTENSION TUBE Ø36 2X505MM SS	107408074	107408074	107408074	107408074
TOOL ADAPTER D27 QUICKSYSTEM	302000535	302000535	302000535	302000535
FLOOR NOZZLE Ø36X300MM	302002331	302002331		302002331
FLOOR NOZZLE Ø36X360MM WET/DRY			60356	
CREVICE NOZZLE D36X200	29541	29541	29541	29541
HOSE Ø32X4000MM AS RED			107413543	107413543
FILTER ELEMENT Ø140X75 H-CLASS/HEPA	107413555	107413555		
FLAT FILTER PTFE M-CLASS 1 PCS	107413540	107413540	107413540	107413540
FLEXIBLE STRAP SET 2 PCS	107413553	107413553	107413553	107413553
ITEM NO.	107412184	107412183	107412180	107412179



Powerful and large capacity dust extractor for hazardous dust

- InfiniClean™ - Automatic filter cleaning system with minimized performance loss
- PTFE long-life filter with non-stick membrane and minimum 99.9% filtration efficiency
- Push&Clean™ - Semi-automatic filter cleaning system on selected models.
- Dust class M and H certification including Asbestos
- Unique dual filter solution available for H-class/HEPA - including 3-stage filtration
- Flow sensor with combined acoustic and LED warning
- 42 liter container with steel castors and robust bumper.
- MultiFit accessory system for the ultimate in task flexibility
- Flexible rubber straps, tool box storage and optional trolley handle for convenient storage and transport
- Optional motor cooling filter, exhaust air collector and Long-Life filter bag

The ATTIX 44 M/H dust extractor series sets a standard for design and feature level of the Nilfisk wet & dry vacuum portfolio. With innovative filtration system, improved performance, robust design and dust class M/H certification, this range represents a superior solution for professional customers looking for a reliable machine with large capacity to protect workers health and safety. ATTIX 44 M/H comes with more suction power, sealed dust system, automatic filter cleaning and several other user benefits - designed to meet the tough requirements in building & constructions and other industries when picking up bigger amounts of hazardous dust.



TECHNICAL DATA	ATTIX 44-2H IC	ATTIX 44-2M IC
Airflow rate (l/min.)	4500	4500
Vacuum (mbar/kPa)	250/25	250/25
Power Pmax (W)	1400	1400
Power Pic (W)	1200	1200
Working sound level (dB(A))	60	60
Container volume (l-max)	42	42
Mains connection (V~/Hz/A)	230/1/50-60/16	230/1/50-60/16
Length x width x height (mm)	565x385x605	565x385x605
Weight (kg)	16	16
El cable (m)	7.5	7.5
Main filter type	PTFE/Cellulose H-class	PTPE M-class
Filter cleaning system	InfiniClean	InfiniClean
FEATURES		
Softstart	•	•
Dual filter system	•	
Anti-static system	•	•
Automatic On/Off-elec. tools	•	•
Disposal bag 1 pcs		•
Fleece filter bag 1 pcs		•
Safety filter bag 1 pcs	•	
STANDARD EQUIPMENT		
HOSE Ø36X4000 MM AS RED	107413544	
CURVED HAND TUBE Ø36MM SS	46691	46691
EXTENSION TUBE Ø36 2X505MM SS	107408074	107408074
TOOL ADAPTER D27 QUICKSYSTEM	302000535	302000535
FLOOR NOZZLE Ø36X360MM WET/DRY		60356
FLOOR NOZZLE D36X400MM W/D	302003666	
CREVICE NOZZLE D36X200	29541	29541
HOSE Ø32X4000MM AS RED		107413543
FILTER ELEMENT Ø140X75 H-CLASS/HEPA	107413555	
FLAT FILTER PTFE M-CLASS 1 PCS	107413540	107413540
FLEXIBLE STRAP SET 2 PCS	107413553	107413553
ITEM NO.	107412186	107412182



For the professionals that demand low noise, ergonomics, long-life and reliable performance

- Approved for work with M-Class hazardous dust
- Low working sound level - SilentPower - high performance that is seen, but not heard
- MultiFit accessory system for the ultimate in task flexibility
- Washable PET fleece filter with Minimum 99.9% filtration efficiency
- Accessory storage and tool deposit

If working in applications with M-Class hazardous dust, our series of M-class certified vacuum cleaners are the perfect solution. Choose from different container sizes and other features which enhance your working efficiency like filter cleaning system, automatic start/stop for power tools and AntiStatic hose system. The build-in FlowSensor and acoustic warning signal monitors air speed in the suction hose to make sure that it does go below the minimum 20 m/s. A safe and easy-to-use solution for demanding applications.



TECHNICAL DATA	ATTIX 761-2M XC
Airflow rate (l/min.)	3600
Vacuum (mbar/kPa)	230/23
Power Pmax (W)	1500
Power Piec (W)	1200
Working sound level (dB(A))	57
Container volume (l-max)	70
Mains connection (V/~/Hz/A)	230/1/50-60/16
Length x width x height (mm)	605x580x970
Weight (kg)	27
El cable (m)	7.5
Main filter type	PET Nano M-class
Filter cleaning system	XtremeClean
FEATURES	
Softstart	•
Anti-static system	•
Motor speed control	•
Stainless steel container	•
Automatic On/Off-elec. tools	•
Disposal bag 1 pcs	•
Fleece filter bag 1 pcs	•
STANDARD EQUIPMENT	
SUCTION BRUSH D36 BLACK	302002509
HOSE D27X3500 AS WITH TOOL ADAPTER	107406091
TOOL ADAPTER D27/36-24 AS	107404520
FILTER ELEMENT D275X187 PET NANO M-CLASS	107400562
ITEM NO.	302001535



When you don't want to compromise your working safety

- Approved for work with H-Class hazardous dust and asbestos
- Certified H-Class filter with 99.995 - 99.999% filtration efficiency
- Low working sound level - SilentPower - high performance that is seen, but not heard
- MultiFit accessory system for the ultimate in task flexibility
- Accessory storage and tool deposit

If working in applications with H-Class hazardous dust or asbestos, safe dust handling is a key parameter. Our series of certified H-class vacuum cleaners offers a convenient and easy-to-use solution with features which enhance safe working.

Choose from different container sizes and features like safety filter bag system, automatic start/stop for power tools and AntiStatic hose system. The build-in FlowSensor and acoustic warning signal monitors air speed in the suction hose to make sure that it does go below the minimum 20 m/s. A safe and easy-to-use solution for demanding applications.



TECHNICAL DATA	ATTIX 30-0H	ATTIX 30-0H PC	ATTIX 50-0H PC	ATTIX 751-0H
Airflow rate (l/min.)	3200	3700	3700	3100
Vacuum (mbar/kPa)	230/23	250/25	250/25	230/23
Power Pmax (W)	1300	1500	1500	1200
Power Pic (W)	1000	1200	1200	1000
Working sound level (dB(A))	59	59	59	57
Container volume (l-max)	30	30	47	70
Mains connection (V~/Hz/A)	230/1/50-60/16	230/1/50-60/16	230/1/50-60/16	230/1/50-60/16
Length x width x height (mm)	450x380x595	450x380x595	450x380x750	605x580x970
Weight (kg)	10	10	11	25
El cable (m)	7.5	7.5	7.5	7.5
Main filter type	H-class	H-class	H-class	H-class
Filter cleaning system		Push&Clean	Push&Clean	
FEATURES				
Softstart	•	•	•	•
Airflow sensor	•	•	•	•
Anti-static system		•	•	•
Motor speed control				
Stainless steel container				•
Fleece filter bag 1 pcs	•			
Safety filter bag 1 pcs		•	•	•
STANDARD EQUIPMENT				
UNI. HOSE Ø36X3000MM W COUPLING EVA		46948	46948	46948
UNIV HOSE WITH HAND TUBE Ø32X3000	302000473			
CURVED HAND TUBE Ø36MM SS				46691
CURVED HAND TUBE D36MM ST/CR		302000528	302000528	
EXTEN TUBE D36 2X505MM ST/CR		302000529	302000529	
INDST.FL.NOZZ.36X400MM W/BRUS.		302003666	302003666	
BRUSH NOZZLE Ø36X230 PP/PA	6086			
CREVICE NOZZLE Ø36X300 PP	6084			
DIA. TUBE NOZZLE Ø36x190 MM GREY RUBBER		5067	5067	5067
FILTER ELEMENT Ø211X140 H-CLASS	302000658	302000658	302000658	302000658
ITEM NO.	107407546	107400405	107400407	302001519



The most powerful vacuum for both M and H-Class hazardous dust

- Approved for both M- and H-Class hazardous dust.
- Dual motor industrial performance
- High quality stainless steel container with steel chassis
- MultiFit accessory system for the ultimate in task flexibility
- Big surface H-Class filter for high efficiency and low maintenance costs
- Accessory storage and tool deposit

The ATTIX 965 H/M is a powerful two-motor vacuum cleaner, which is approved to be used for both M- and H-Class. Featuring XtremeClean automatic filter cleaning and stainless steel SitDown container - the perfect disposal concept for industrial use and health endangerous and carcinogenic dust. The build-in FlowSensor and acoustic warning signal monitors air speed in the suction hose to make sure that it does go below the minimum 20 m/s. A safe and easy-to-use solution for demanding applications.



TECHNICAL DATA	ATTIX 965-0H/M SD XC
Airflow rate (l/min.)	2 x 3600
Vacuum (mbar/kPa)	250/25
Power Pmax (W)	2 x 1500
Power Piec (W)	2 x 1200
Working sound level (dB(A))	67
Container volume (l-max)	50
Mains connection (V~/Hz/A)	230/1/50/16
Length x width x height (mm)	615x690x990
Weight (kg)	45
El cable (m)	10
Main filter type	H-class
Filter cleaning system	XtremeClean
FEATURES	
Softstart	•
Anti-static system	•
Release container system	•
Disposal bag 1 pcs	•
Safety filter bag 1 pcs	•
STANDARD EQUIPMENT	
FILTER ELEMENT D275X187 H-CLASS	107400564
ITEM NO.	302002903





ANIMAL CARE SET Ø27MM 4-PCS

4-piece, 27 mm dia. connection

- 3.5 m suction hose, universal, Ø27
- Spiked currycomb, plastic, for long hair
- Currycomb, plastic, for long hair
- Brush currycomb, plastic, for short hair

HOSE SET Ø36MM 3 PCS

3-piece, 36 mm dia. connection

- 4 m suction hose, universal, Ø36
- Curved hand tube, stainless steel
- Adapter

CAR SET Ø36MM 3 PCS

3-piece, 36 mm dia. connection

- Crevice nozzle, plastic, 300 mm
- Universal nozzle, plastic, 115 mm
- Diagonal tube nozzle, rubber

HOME & OFFICE SET Ø36MM 5-PCS

5-piece, 36 mm dia. connection

- 2 x 500 mm extension tubes, aluminium
- Universal nozzle, plastic, 115 mm
- Combination nozzle
- Brush nozzle, plastic, 230 mm
- Radiator brush nozzle, plastic

TRADE AND IND. SET Ø36MM 5-PCS

5-piece, 36 mm dia. connection

- 2 x 500 mm extension tubes, aluminium
- Crevice nozzle, plastic, 300 mm
- Large capacity floor nozzle with brush strips, 450 mm
- Replacement rubber lips, for wet vacuuming
- Flat rubber nozzle, oil and heat-resistant, 100 mm

WORKSHOP SET Ø36MM 6-PCS

6-piece, 36 mm dia. connection

- 4 m suction hose, universal, Ø36
- Curved hand tube, stainless steel
- 2 x 500 mm extension tubes, stainless steel
- Professional floor nozzle, 360 mm
- Crevice nozzle, plastic, 300 mm
- Diagonal tube nozzle, rubber

	SALTIX 10	MAXXI II 35 WD	MAXXI II 55-1 WD	MAXXI II 55-2 WD	MAXXI II 75-1 WD	MAXXI II 75-2 WD	AERO 21-01 PC	AERO 21-01 PC INOX	AERO 21-21 PC	AERO 21-21 PC INOX	AERO 26-01 PC X	AERO 26-21 PC	AERO 26-2L PC	AERO 31-21 PC INOX	ATTIX 30-01	ATTIX 30-01 PC	ATTIX 30-11 PC	ATTIX 30-21 PC	ATTIX 40-01 PC INOX	ATTIX 40-21 PC INOX	ATTIX 50-01 PC	ATTIX 50-21 PC	ATTIX 50-21 PC CLEAN ROOM	ATTIX 50-21 PC EC	
ANIMAL CARE SET Ø27MM 4-PCS																									
4-piece, 27 mm dia. connection		o	o	o	o	o	o	o	o	o	o	o	o	o	o	o	o	o	o	o	o	o	o	o	o
3.5 m suction hose, universal, Ø27																									
Spiked currycomb, plastic, for long hair																									
Currycomb, plastic, for long hair																									
Brush currycomb, plastic, for short hair																									
HOSE SET Ø36MM 3 PCS																									
3-piece, 36 mm dia. connection		o	o	o	o	o	o	o	o	o	o	o	o	o	o	o	o	o	o	o	o	o	o	o	o
4 m suction hose, universal, Ø36																									
Curved hand tube, stainless steel																									
Adapter																									
CAR SET Ø36MM 3 PCS																									
3-piece, 36 mm dia. connection		o	o	o	o	o	o	o	o	o	o	o	o	o	o	o	o	o	o	o	o	o	o	o	o
Crevice nozzle, plastic, 300 mm																									
Universal nozzle, plastic, 115 mm																									
Diagonal tube nozzle, rubber																									
HOME & OFFICE SET Ø36MM 5-PCS																									
5-piece, 36 mm dia. connection		o	o	o	o	o	o	o	o	o	o	o	o	o	o	o	o	o	o	o	o	o	o	o	o
2 x 500 mm extension tubes, aluminium																									
Universal nozzle, plastic, 115 mm																									
Combination nozzle																									
Brush nozzle, plastic, 230 mm																									
Radiator brush nozzle, plastic																									
TRADE AND IND. SET Ø36MM 5-PCS																									
5-piece, 36 mm dia. connection		o	o	o	o	o	o	o	o	o	o	o	o	o	o	o	o	o	o	o	o	o	o	o	o
2 x 500 mm extension tubes, aluminium																									
Crevice nozzle, plastic, 300 mm																									
Large capacity floor nozzle with brush strips, 450 mm																									
Replacement rubber lips, for wet vacuuming																									
Flat rubber nozzle, oil and heat-resistant, 100 mm																									
WORKSHOP SET Ø36MM 6-PCS																									
6-piece, 36 mm dia. connection		o	o	o	o	o	o	o	o	o	o	o	o	o	o	o	o	o	o	o	o	o	o	o	o
4 m suction hose, universal, Ø36																									
Curved hand tube, stainless steel																									
2 x 500 mm extension tubes, stainless steel																									
Professional floor nozzle, 360 mm																									
Crevice nozzle, plastic, 300 mm																									
Diagonal tube nozzle, rubber																									

Accessory sets for Vacuum cleaners



Accessory set	Item no.
ATTIX 33-01 IC	6095
ATTIX 33-2L IC	14289
ATTIX 33-2L IC MOBILE	6094
ATTIX 44-2L IC	6092
ATTIX 44-2L IC MOBILE	6093
ATTIX 751-11	
ATTIX 751-21	
ATTIX 761-21 XC	
ATTIX 791-21 EC	
ATTIX 751-61 LIQUID VAC	
ATTIX 751-71 MWV	
ATTIX 961-01	
ATTIX 965-21 SD XC	
ATTIX 115-01	
ATTIX 125-01	
ATTIX 145-01	
ATTIX 155-01	
5B STATION	
5B TANDEM	
ATTIX 33-2H IC	63210
ATTIX 33-2H FC	25537
ATTIX 33-2M IC	46691
ATTIX 33-2M FC	29457
ATTIX 44-2H IC	
ATTIX 44-2M IC	
ATTIX 761-2M XC	
ATTIX 30-OH	
ATTIX 30-OH FC	
ATTIX 50-OH FC	
ATTIX 751-OH	
ATTIX 965-0HMM SD XC	
	63211
	6084
	14295
	5067
	63212
	107400032
	14295
	8046
	6086
	5144
	63213
	107408074
	6084
	15348
	15352
	40456
	302000927
	25537
	46691
	107408074
	60356
	6084
	5067



	SALTIX 10	MAXXI II 35 WD	MAXXI II 55-1 WD	MAXXI II 55-2 WD	MAXXI II 75-1 WD	MAXXI II 75-2 WD	AERO 21-01 PC	AERO 21-01 PC INOX	AERO 21-21 PC	AERO 21-21 PC INOX	AERO 26-01 PC X	AERO 26-21 PC	AERO 26-2L PC	AERO 31-21 PC INOX	ATTIX 30-01	ATTIX 30-01 PC	ATTIX 30-11 PC	ATTIX 30-21 PC	ATTIX 40-01 PC INOX	ATTIX 40-21 PC INOX	ATTIX 50-01 PC	ATTIX 50-21 PC	ATTIX 50-21 PC CLEAN ROOM	ATTIX 50-21 PC EC
WORKSHOP KIT BASIC D36MM 4PCS																								
4-piece, 36 mm dia. connection		o	o	o	o	o	o	o	o	o	o	o	o	o	o	o	o	o	o	o	o	o	o	o
Curved hand tube, stainless steel																								
2 x 500 mm extension tubes, stainless steel																								
Professional floor nozzle, 400 mm																								
Crevice nozzle, plastic, 300 mm																								
<hr/>																								
WORKSHOP HOSE KIT AS SYSTEM 36 6 PCS																o	o	o	o	o	o	o	o	o
6 pcs.																								
Ø32x4000 mm AntiStatic Hose																								
3 x 350 mm Extension Tube, stainless steel																								
300 mm Floor Nozzle																								
Curved hand tube, stainless steel																								
Crevice Nozzle																								
Tool Adapter, AS																								
<hr/>																								
WORKSHOP HOSE KIT SYSTEM 36 5-PCS		o	o	o	o	o	o	o	o	o	o	o	o	o	o	o	o	o	o	o	o	o	o	o
5 pcs.																								
Ø32x3500 mm Universal Hose																								
2 x 500 mm Extension Tube, chrome steel																								
300 mm Floor Nozzle																								
Crevice Nozzle																								
Tool Adapter																								
<hr/>																								
WATER VACUUM SET Ø36MM 3-PCS		o	o	o	o	o	o	o	o	o	o	o	o	o	o	o	o	o	o	o	o	o	o	o
3-piece, 36 mm dia. connection																								
2 x 500 mm extension tubes, stainless steel																								
Special floor nozzle, plastic, 400 mm																								
Crevice nozzle, plastic, 300 mm																								
<hr/>																								
BOILER SET Ø 36MM 4-PCS		o	o	o	o	o	o	o	o	o	o	o	o	o	o	o	o	o	o	o	o	o	o	o
4-piece, 36 mm dia. connection																								
3 m suction hose, universal, Ø36																								
Hand tube, stainless steel																								
Universal nozzle, aluminium, 150 mm																								
Crevice nozzle, 920 mm, chrome-plated																								
<hr/>																								
INDUSTR. FLOOR SET Ø36MM 4-PCS		o	o	o	o	o	o	o	o	o	o	o	o	o	o	o	o	o	o	o	o	o	o	o
4-piece, 36 mm dia. connection																								
4 m suction hose, oil-resistant, Ø36																								
Curved hand tube, stainless steel																								
2 x 500 mm extension tubes, stainless steel																								
Large capacity floor nozzle with rubber lips, 450 mm																								

o Can be used. (Items included as standard can be seen on the machine pages)

Accessory sets for Vacuum cleaners



Model	ATTIX 33-01 IC	ATTIX 33-2L IC	ATTIX 33-2L IC MOBILE	ATTIX 44-2L IC	ATTIX 44-2L IC MOBILE	ATTIX 751-11	ATTIX 751-21	ATTIX 761-21 XC	ATTIX 791-21 EC	ATTIX 751-61 LIQUID VAC	ATTIX 751-71 MWV	ATTIX 961-01	ATTIX 965-21 SD XC	ATTIX 115-01	ATTIX 125-01	ATTIX 145-01	ATTIX 155-01	5B STATION	5B TANDEM	ATTIX 33-2H IC	ATTIX 33-2H FC	ATTIX 33-2M IC	ATTIX 33-2M FC	ATTIX 44-2H IC	ATTIX 44-2M IC	ATTIX 761-2M XC	ATTIX 30-0H	ATTIX 30-0H FC	ATTIX 50-0H FC	ATTIX 751-0H	ATTIX 965-0HMM SD XC	Item no.		
	o	o	o	o	o	o	o	o	o	o	o	o	o	o							o	o	o	o	o	o	o	o	o	o	o	o	107401367	
																																		302000528
																																		302000529
																																		302003666
																																		6084
	o	o	o	o	o	o	o	o	o	o	o	o	o	o							o	o	o	o	o	o	o	o	o	o	o	o	107413546	
																																		107413543
																																		107416995
																																		302002331
																																		46691
																																		29541
																																		302000535
	o	o	o	o	o	o	o	o	o	o	o	o	o	o							o	o	o	o	o	o	o	o	o	o	o	o	107413545	
																																		107409976
																																		302000529
																																		107402706
																																		29541
																																		107409977
	o	o	o	o	o	o	o	o	o	o	o	o	o	o							o	o	o	o	o	o	o	o	o	o	o	o	7727	
																																		107408074
																																		5149
																																		6084
	o	o	o	o	o	o	o	o	o	o	o	o	o	o							o	o	o	o	o	o	o	o	o	o	o	o	60430	
																																		46948
																																		46691
																																		5145
																																		17836
	o	o	o	o	o	o	o	o	o	o	o	o	o	o							o	o	o	o	o	o	o	o	o	o	o	o	63214	
																																		61779
																																		46691
																																		107408074
																																		15349

Can be used. (Items included as standard can be seen on the machine pages)



OVEN CLEANING SET 3 PCS
 3-piece, 38 mm dia. connection
 4 m suction hose, heat resistant, Ø36
 2.5 m anodised aluminium extension tube
 Oven nozzle "XL", 400 mm



PIPE CLEANING SET Ø 38MM 4-PCS
 4-piece, 38 mm dia. connection
 4 m suction hose, universal, Ø38-Ø36
 2.5 m extension tube, anodised aluminium
 Pipe cleaning nozzles for 70-120 mm dia. pipes
 Pipe cleaning nozzle for 120-220 mm dia. pipes



INDUSTRIAL SET 38
 5-piece, 38 mm dia. connection
 4 m suction hose, universal, Ø38
 2 x 500 mm extension tubes, stainless steel
 Curved hand tube, stainless steel
 Industrial adjustable floor nozzle, 400 mm
 Crevice nozzle, plastic, 300 mm



INDUSTR. FLOOR SET Ø50MM 6-PCS
 6-piece, 50 mm dia. connection
 4 m suction hose, universal, Ø50
 Curved extension tube, anodised aluminium
 Industrial adjustable floor nozzle, 500 mm
 Replacement rubber lips
 Crevice nozzle, special plastic, 350 mm
 Coarse dirt nozzle, aluminium, 200 mm



STANDARD VAC SET Ø50MM 3-PCS
 3-piece, 50 mm dia. connection
 4 m suction hose, universal, Ø50
 Diagonal tube nozzle, rubber, 250 mm
 Crevice nozzle, special plastic, 350 mm



CHIP SET Ø50MM 2-PCS
 2-piece, 50 mm dia. connection
 4 m heat resistant suction hose, Ø50
 Diagonal tube nozzle, rubber, 250 mm

	SALTIX 10	MAXXI II 35 WD	MAXXI II 55-1 WD	MAXXI II 55-2 WD	MAXXI II 75-1 WD	MAXXI II 75-2 WD	AERO 21-01 PC	AERO 21-01 PC INOX	AERO 21-21 PC	AERO 21-21 PC INOX	AERO 26-01 PC X	AERO 26-21 PC	AERO 26-2L PC	AERO 31-21 PC INOX	ATTIX 30-01	ATTIX 30-01 PC	ATTIX 30-11 PC	ATTIX 30-21 PC	ATTIX 40-01 PC INOX	ATTIX 40-21 PC INOX	ATTIX 50-01 PC	ATTIX 50-21 PC	ATTIX 50-21 PC CLEAN ROOM	ATTIX 50-21 PC EC
OVEN CLEANING SET 3 PCS		○	○	○	○	○									○	○	○	○	○	○	○	○	○	○
PIPE CLEANING SET Ø 38MM 4-PCS		○	○	○	○	○									○	○	○	○	○	○	○	○	○	○
INDUSTRIAL SET 38		○	○	○	○	○									○	○	○	○	○	○	○	○	○	○
INDUSTR. FLOOR SET Ø50MM 6-PCS		○	○	○	○	○									○	○	○	○	○	○	○	○	○	○
STANDARD VAC SET Ø50MM 3-PCS		○	○	○	○	○									○	○	○	○	○	○	○	○	○	○
CHIP SET Ø50MM 2-PCS		○	○	○	○	○									○	○	○	○	○	○	○	○	○	○

○ Can be used. (Items included as standard can be seen on the machine pages)

Accessory sets for Vacuum cleaners



Item no.	ATTIX 33-01 IC	ATTIX 33-2L IC	ATTIX 33-2L IC MOBILE	ATTIX 44-2L IC	ATTIX 44-2L IC MOBILE	ATTIX 751-11	ATTIX 751-21	ATTIX 761-21 XC	ATTIX 791-21 EC	ATTIX 751-61 LIQUID VAC	ATTIX 751-71 WWF	ATTIX 961-01	ATTIX 965-21 SD XC	ATTIX 115-01	ATTIX 125-01	ATTIX 145-01	ATTIX 155-01	5B STATION	5B TANDEM	ATTIX 33-2H IC	ATTIX 33-2H PC	ATTIX 33-2M IC	ATTIX 33-2M PC	ATTIX 44-2H IC	ATTIX 44-2M IC	ATTIX 761-2M XC	ATTIX 30-0H	ATTIX 30-0H PC	ATTIX 50-0H PC	ATTIX 751-0H	ATTIX 965-0HMM SD XC			
14341	o	o	o	o	o	o	o	o	o			o	o								o	o	o	o	o	o	o	o	o	o	o	o	o	
61779																																		
46691																																		
107408074																																		
15349																																		
63215	o	o	o	o	o	o	o	o	o			o	o									o	o	o	o	o	o	o	o	o	o	o	o	
15365																																		
15340																																		
7964																																		
8054																																		
302002881	o	o	o	o	o	o	o	o	o	o	o	o	o	o	o	o	o	o	o	o	o	o	o	o	o	o	o	o	o	o	o	o	o	
302002796																																		
107402474																																		
302002889																																		
302002798																																		
302002890																																		
63216	o	o	o	o	o	o	o	o	o	o	o	o	o	o	o	o	o	o	o	o	o	o	o	o	o	o	o	o	o	o	o	o	o	
15358																																		
15335																																		
15343																																		
15346																																		
7102																																		
41100																																		
6085	o	o	o	o	o	o	o	o	o	o	o	o	o	o	o	o	o	o	o	o	o	o	o	o	o	o	o	o	o	o	o	o	o	
15358																																		
7868																																		
7102																																		
61681	o	o	o	o	o	o	o	o	o	o	o	o	o	o	o	o	o	o	o	o	o	o	o	o	o	o	o	o	o	o	o	o	o	
15182																																		
7868																																		



BUS SET Ø 50MM 6-PCS

6-piece, 50 mm dia. connection

16 m suction hose, universal, Ø50

2 x 560 mm extension tubes, plastic

Crevice nozzle, special plastic, 350 mm

Coarse dirt nozzle, aluminium, 200 mm

Suction brush, plastic

Hose holder

SALTIX 10

MAXXI II 35 WD

MAXXI II 55-1 WD

MAXXI II 55-2 WD

MAXXI II 75-1 WD

MAXXI II 75-2 WD

AERO 21-01 PC

AERO 21-01 PC INOX

AERO 21-21 PC

AERO 21-21 PC INOX

AERO 26-01 PC X

AERO 26-21 PC

AERO 26-2L PC

AERO 31-21 PC INOX

ATTIX 30-01

ATTIX 30-01 PC

ATTIX 30-11 PC

ATTIX 30-21 PC

ATTIX 40-01 PC INOX

ATTIX 40-21 PC INOX

ATTIX 50-01 PC

ATTIX 50-21 PC

ATTIX 50-21 PC CLEAN ROOM

ATTIX 50-21 PC EC

ATTIX 33-01 IC	ATTIX 33-2L IC	ATTIX 33-2L IC MOBILE	ATTIX 44-2L IC	ATTIX 44-2L IC MOBILE	ATTIX 751-11	ATTIX 751-21	ATTIX 761-21 XC	ATTIX 791-21 EC	ATTIX 751-61 LIQUID VAC	ATTIX 751-71 MWF	ATTIX 961-01	ATTIX 965-21 SD XC	ATTIX 115-01	ATTIX 125-01	ATTIX 145-01	ATTIX 155-01	SB STATION	SB TANDEM	ATTIX 33-2H IC	ATTIX 33-2H FC	ATTIX 33-2M IC	ATTIX 33-2M FC	ATTIX 44-2H IC	ATTIX 44-2M IC	ATTIX 761-2M XC	ATTIX 30-0H	ATTIX 30-0H FC	ATTIX 50-0H FC	ATTIX 751-0H	ATTIX 965-0HMM SD XC	Item no.	
					o	o	o	o																	o				o			63217
																																5152
																																7102
																																41100
																																40458
																																65081



System 50 Hose Vacuum Cleaner



UNIV HOSE Ø 50X1750MM



UNI. HOSE Ø50X4000MM EVA/ABS

UNI. HOSE Ø50X5000MM SB VAC

HOSE UNIVERSAL Ø50 EVA PER METRE



AS HOSES Ø50X4000MM

HOSE OIL RESISTANT D50X40



HOSE HEAT RESIST. Ø 50X4000MM



METAL HOSE Ø50X4000MM



CHIPS HOSE Ø50X4000MM

HOSE CONNECTION Ø50 PVC

HOSE SLEEVE Ø50/50 ABS

System 50 Tube



CURVED HAND TUBE Ø50-36MM



CURVED ALU EXT.TUBE Ø50X1000



SUCTION TUBE Ø50 2X525MM PVC



ELBOW 90 Ø 50MM



ADAPTOR D70 CFM – D60 MULTIFIT



ADAPTER Ø50-36MMX125



System 50 Vac Floor Nozzle

FLOOR NOZZLE Ø50X350 PVC

	SALTIX 10	MAXXII 135 WD	MAXXII 155-1 WD	MAXXII 155-2 WD	MAXXII 175-1 WD	MAXXII 175-2 WD	AERO 21-01 PC	AERO 21-01 PC INOX	AERO 21-21 PC	AERO 21-21 PC INOX	AERO 26-01 PC X	AERO 26-21 PC	AERO 26-2L PC	AERO 31-21 PC INOX	ATTIX 30-01	ATTIX 30-01 PC	ATTIX 30-11 PC	ATTIX 30-21 PC	ATTIX 40-01 PC INOX	ATTIX 40-21 PC INOX	ATTIX 50-01 PC	ATTIX 50-21 PC	ATTIX 50-21 PC CLEAN ROOM
UNIV HOSE Ø 50X1750MM		○	○	○	○	○									○	○	○	○	○	○	○	○	○
UNI. HOSE Ø50X4000MM EVA/ABS		○	○	○	○	○									○	○	○	○	○	○	○	○	○
UNI. HOSE Ø50X5000MM SB VAC		○	○	○	○	○																	
HOSE UNIVERSAL Ø50 EVA PER METRE		○	○	○	○	○																	
AS HOSES Ø50X4000MM		○	○	○	○	○									○	○	○	○	○	○	○	○	○
HOSE OIL RESISTANT D50X40		○	○	○	○	○									○	○	○	○	○	○	○	○	○
HOSE HEAT RESIST. Ø 50X4000MM		○	○	○	○	○									○	○	○	○	○	○	○	○	○
METAL HOSE Ø50X4000MM		○	○	○	○	○									○	○	○	○	○	○	○	○	○
CHIPS HOSE Ø50X4000MM		○	○	○	○	○									○	○	○	○	○	○	○	○	○
HOSE CONNECTION Ø50 PVC		○	○	○	○	○																	
HOSE SLEEVE Ø50/50 ABS		○	○	○	○	○																	
CURVED HAND TUBE Ø50-36MM		○	○	○	○	○									○	○	○	○	○	○	○	○	○
CURVED ALU EXT.TUBE Ø50X1000		○	○	○	○	○									○	○	○	○	○	○	○	○	○
SUCTION TUBE Ø50 2X525MM PVC		○	○	○	○	○									○	○	○	○	○	○	○	○	○
ELBOW 90 Ø 50MM		○	○	○	○	○	○	○	○	○	○	○	○	○	○	○	○	○	○	○	○	○	○
ADAPTOR D70 CFM – D60 MULTIFIT															○	○	○	○	○	○	○	○	○
ADAPTER Ø50-36MMX125		○	○	○	○	○									○	○	○	○	○	○	○	○	○
FLOOR NOZZLE Ø50X350 PVC		○	○	○	○	○									○	○	○	○	○	○	○	○	○

● Standard accessories
○ Supplementary accessories
□ Supplementary and mountable accessories

Accessories for Vacuum cleaners



ATTIX 50-21 PC EC	ATTIX 33-01 IC	ATTIX 33-2L IC	ATTIX 33-2L IC MOBILE	ATTIX 44-2L IC	ATTIX 44-2L IC MOBILE	ATTIX 751-11	ATTIX 751-21	ATTIX 761-21 XC	ATTIX 791-21 EC	ATTIX 751-61 LIQUID VAC	ATTIX 751-71 MMF	ATTIX 961-01	ATTIX 965-21 SD XC	ATTIX 115-01	ATTIX 125-01	ATTIX 145-01	ATTIX 155-01	SB STATION	SB TANDEM	ATTIX 33-2H IC	ATTIX 33-2H PC	ATTIX 33-2M IC	ATTIX 33-2M PC	ATTIX 44-2H IC	ATTIX 44-2M IC	ATTIX 761-2M XC	ATTIX 965-0HM SD XC	Item no.	
○	○	○	○	○	○	○	○	○	○	○	○	○	○	○	○	○	○	○									○	○	19930
○	○	○	○	○	○	○	○	○	○	○	○	○	○	○	○	○	○	○									○	○	15358
																			●	●									64084
																													11984
○	○	○	○	○	○	○	○	○	○	○	○	○	○	○	○	○	○	○									○	○	15815
○	○	○	○	○	○	○	○	○	○	○	○	○	○	○	○	○	○	○									○	○	6468
○	○	○	○	○	○	○	○	○	○	○	○	○	○	○	○	○	○	○									○	○	11061
○	○	○	○	○	○	○	○	○	○	○	○	○	○	○	○	○	○	○									○	○	15013
○	○	○	○	○	○	○	○	○	○	○	○	○	○	○	○	○	○	○									○	○	15182
																													6330
																													15101
○	○	○	○	○	○	○	○	○	○	○	○	○	○	○	○	○	○	○	○	○							○	○	15341
○	○	○	○	○	○	○	○	○	○	○	○	○	○	○	○	○	○	○									○	○	15335
○	○	○	○	○	○	○	○	○	○	○	○	○	○	○	○	○	○	○									○	○	5152
○	○	○	○	○	○	○	○	○	○	○	○	○	○	○	○	○	○	○				○	○	○	○	○	○	○	5089
														●	●	●	●												4072200392
○	○	○	○	○	○	○	○	○	○	○	○	○	○	○	○	○	○	○	○	○					○	○	○	○	40452
○	○	○	○	○	○	○	○	○	○	○	○	○	○	○	○	○	○	○									○	○	6077

- Standard accessories
- Supplementary accessories
- Supplementary and mountable accessories



	SALTIX 10	MAXXII 35 WD	MAXXII 55-1 WD	MAXXII 55-2 WD	MAXXII 75-1 WD	MAXXII 75-2 WD	AERO 21-01 PC	AERO 21-01 PC INOX	AERO 21-21 PC	AERO 21-21 PC INOX	AERO 26-01 PC X	AERO 26-21 PC	AERO 26-2L PC	AERO 31-21 PC INOX	ATTIX 30-01	ATTIX 30-01 PC	ATTIX 30-11 PC	ATTIX 30-21 PC	ATTIX 40-01 PC INOX	ATTIX 40-21 PC INOX	ATTIX 50-01 PC	ATTIX 50-21 PC	ATTIX 50-21 PC CLEAN ROOM
System 50 Vac Floor Nozzle																							
	FLOOR NOZZLE Ø50x450 WET/DRY ADJ	○	○	○	○	○									○	○	○	○	○	○	○	○	○
	FLOOR NOZZLE ALU. 500XØ50MM DRY	○	○	○	○	○									○	○	○	○	○	○	○	○	○
	FIXED FLOOR NOZZLE Ø50x600MM ALU																						
	NOZZLE ALU. 500XØ50MM WET	○	○	○	○	○									○	○	○	○	○	○	○	○	○
System 50 Brush/Universal Nozzle																							
	COARSE DIRT NOZZLE Ø50x175 PP	○	○	○	○	○									○	○	○	○	○	○	○	○	○
	COARSE DIRT NOZZLE Ø50x200MM ALU	○	○	○	○	○									○	○	○	○	○	○	○	○	○
	ROUND BRUSH NOZZLE Ø50MM	○	○	○	○	○									○	○	○	○	○	○	○	○	○
System 50 Crevice/Cone Nozzle																							
	CREVICE NOZZLE Ø50x370 PE	○	○	○	○	○									○	○	○	○	○	○	○	○	○
	DIAGONAL TUBE NOZZLE Ø50 RUBBER	○	○	○	○	○									○	○	○	○	○	○	○	○	○
	ROUND NOZZLE Ø50MM RUBBER	○	○	○	○	○									○	○	○	○	○	○	○	○	○
	FLAT NOZZLE RUBBER Ø 50MM	○	○	○	○	○									○	○	○	○	○	○	○	○	○
System 38 Hose Vacuum Cleaner																							
	UNIV HOSE Ø36-38x4000MM EVA	○	○	○	○	○									○	○	○	○	○	○	○	○	○
	UNI. SUCTION HOSE Ø38x4000MM EVA	○	○	○	○	○									○	○	○	○	○	○	○	○	○
	HOSE D38x5000 AS	○	○	○	○	○									○	○	○	○	○	○	○	○	○
	HOSE HEAT RES. 36x4000 FOR	○	○	○	○	○									○	○	○	○	○	○	○	○	○
System 38 Tube																							
	CURVED HAND TUBE D38 MM SS	○	○	○	○	○									○	○	○	○	○	○	○	○	○
	EXTENSION TUBES R38 2X500 KIT	○	○	○	○	○									○	○	○	○	○	○	○	○	○

● Standard accessories
○ Supplementary accessories
□ Supplementary and mountable accessories

ATTIX 50-21 PC EC	ATTIX 33-01 IC	ATTIX 33-2L IC	ATTIX 33-2L IC MOBILE	ATTIX 44-2L IC	ATTIX 44-2L IC MOBILE	ATTIX 751-11	ATTIX 751-21	ATTIX 761-21 XC	ATTIX 791-21 EC	ATTIX 751-61 LIQUID VAC	ATTIX 751-71 MMF	ATTIX 961-01	ATTIX 965-21 5D XC	ATTIX 115-01	ATTIX 125-01	ATTIX 145-01	ATTIX 155-01	5B STATION	5B TANDEM	ATTIX 33-2H IC	ATTIX 33-2H PC	ATTIX 33-2M IC	ATTIX 33-2M PC	ATTIX 44-2H IC	ATTIX 44-2M IC	ATTIX 761-2M XC	ATTIX 965-0HM 5D XC	Item no.	
○	○	○	○	○	○	○	○	○	○	○	○	○	○	○	○	○	○	○									○	○	302002880
○	○	○	○	○	○	○	○	○	○	○	○	○	○	○	○	○	○	○									○	○	15343
						○	○	○	○	○	○	○	○	○	○	○	○	○									○	○	302001481
○	○	○	○	○	○	○	○	○	○	○	○	○	○	○	○	○	○	○									○	○	15344
○	○	○	○	○	○	○	○	○	○	○	○	○	○	○	○	○	○	○	○	○							○	○	5153
○	○	○	○	○	○	○	○	○	○	○	○	○	○	○	○	○	○	○									○	○	41100
○	○	○	○	○	○	○	○	○	○	○	○	○	○	○	○	○	○	○	○	○							○	○	40458
○	○	○	○	○	○	○	○	○	○	○	○	○	○	○	○	○	○	○	●	●							○	○	7102
○	○	○	○	○	○	○	○	○	○	○	○	○	○	○	○	○	○	○	○	○							○	○	7868
○	○	○	○	○	○	○	○	○	○	○	○	○	○	○	○	○	○	○	○	○							○	○	19936
○	○	○	○	○	○	○	○	○	○	○	○	○	○	○	○	○	○	○	○	○							○	○	31244
○	○	○	○	○	○	○	○	○	○	○	○	○	○	○	○	○	○	○	○	○		○	○	○	○	○	○	○	15365
○	○	○	○	○	○	○	○	○	○	○	○	●	○	○	○	○	○	○	○	○		○	○	○	○	○	○	○	302002796
○	○	○	○	○	○	○	○	○	○	○	○	○	○	○	○	○	○	○	○	○		○	○	○	○	○	○	○	107401368
○	○	○	○	○	○	○	○	○	○	○	○	○	○	○	○	○	○	○	○	○		○	○	○	○	○	○	○	6070
○	○	○	○	○	○	○	○	○	○	○	○	●	○	○	○	○	○	○	○	○		○	○	○	○	○	○	○	302002889
○	○	○	○	○	○	○	○	○	○	○	○	●	○	○	○	○	○	○	○	○		○	○	○	○	○	○	○	107402474

● Standard accessories
 ○ Supplementary accessories
 □ Supplementary and mountable accessories



System 38 Tube

EXTEN TUBE THERMAL INSULATE Ø38X2000MM

SALTIX 10	MAXXII 135 WD	MAXXII 155-1 WD	MAXXII 155-2 WD	MAXXII 175-1 WD	MAXXII 175-2 WD	AERO 21-01 PC	AERO 21-01 PC INOX	AERO 21-21 PC	AERO 21-21 PC INOX	AERO 26-01 PC X	AERO 26-21 PC	AERO 26-2L PC	AERO 31-21 PC INOX	ATTIX 30-01	ATTIX 30-01 PC	ATTIX 30-11 PC	ATTIX 30-21 PC	ATTIX 40-01 PC INOX	ATTIX 40-21 PC INOX	ATTIX 50-01 PC	ATTIX 50-21 PC	ATTIX 50-21 PC CLEAN ROOM	
	o	o	o	o	o									o	o	o	o	o	o	o	o	o	o



EXTEN TUBE THERMAL INSULATE Ø38X2500MM

	o	o	o	o	o									o	o	o	o	o	o	o	o	o	o
--	---	---	---	---	---	--	--	--	--	--	--	--	--	---	---	---	---	---	---	---	---	---	---



System 38 Vac Floor Nozzle

FLOOR NOZZLE D38x400 WET AND DRY

	o	o	o	o	o									o	o	o	o	o	o	o	o	o	o
--	---	---	---	---	---	--	--	--	--	--	--	--	--	---	---	---	---	---	---	---	---	---	---



FLOOR NOZZLE Ø38x450 WET AND DRY ADJ

	o	o	o	o	o									o	o	o	o	o	o	o	o	o	o
--	---	---	---	---	---	--	--	--	--	--	--	--	--	---	---	---	---	---	---	---	---	---	---



OVEN NOZZLE 400X Ø 38MM

	o	o	o	o	o									o	o	o	o	o	o	o	o	o	o
--	---	---	---	---	---	--	--	--	--	--	--	--	--	---	---	---	---	---	---	---	---	---	---



System 38 Crevice/Cone Nozzle

CREVICE NOZZLE Ø38x300 MM PP

	o	o	o	o	o									o	o	o	o	o	o	o	o	o	o
--	---	---	---	---	---	--	--	--	--	--	--	--	--	---	---	---	---	---	---	---	---	---	---



PIPE CLEAN NOZZLE Ø38 R120-200MM

	o	o	o	o	o									o	o	o	o	o	o	o	o	o	o
--	---	---	---	---	---	--	--	--	--	--	--	--	--	---	---	---	---	---	---	---	---	---	---



TOOL ADAPTER 38/50 MM

	o	o	o	o	o									o	o	o	o	o	o	o	o	o	o
--	---	---	---	---	---	--	--	--	--	--	--	--	--	---	---	---	---	---	---	---	---	---	---



CREVICE FLAT NOZZLE Ø38X240X65 MM

	o	o	o	o	o									o	o	o	o	o	o	o	o	o	o
--	---	---	---	---	---	--	--	--	--	--	--	--	--	---	---	---	---	---	---	---	---	---	---



System 36 Hose Vacuum Cleaner

SUCTION HOSE D32x1800 CPL.

						●	●	o	o	●	o	o	o										
--	--	--	--	--	--	---	---	---	---	---	---	---	---	--	--	--	--	--	--	--	--	--	--



SUCTION HOSE D32X3500 CPL.

						o	o	o	o	o	●	o	●										
--	--	--	--	--	--	---	---	---	---	---	---	---	---	--	--	--	--	--	--	--	--	--	--



SUCTION HOSE D32X5000 CPL.

						o	o	o	o	o	o	o	o										
--	--	--	--	--	--	---	---	---	---	---	---	---	---	--	--	--	--	--	--	--	--	--	--



SUCTION HOSE D32X2500 CPL.

						o	o	●	●	o	o	o	o										
--	--	--	--	--	--	---	---	---	---	---	---	---	---	--	--	--	--	--	--	--	--	--	--



UNI. HOSE Ø36X3000MM EVA

	o	o	o	o	o	o	o	o	o	o	o	o	o	o	o	o	o	o	o	o	o	o	o
--	---	---	---	---	---	---	---	---	---	---	---	---	---	---	---	---	---	---	---	---	---	---	---



UNI. HOSE Ø36X4000MM EVA

	o	o	o	o	o	o	o	o	o	o	o	o	o	o	o	o	o	o	o	o	o	o	o
--	---	---	---	---	---	---	---	---	---	---	---	---	---	---	---	---	---	---	---	---	---	---	---



UNI. HOSE Ø36X3000MM W COUPLING EVA

	o	o	o	o	o	o	o	o	o	o	o	o	o	o	o	o	o	o	●	o	●	o	o
--	---	---	---	---	---	---	---	---	---	---	---	---	---	---	---	---	---	---	---	---	---	---	---



UNIV HOSE WITH HAND TUBE Ø32X3000

	o	o	o	o	o									o	o	o	●	o	o	o	o	o	o
--	---	---	---	---	---	--	--	--	--	--	--	--	--	---	---	---	---	---	---	---	---	---	---



UNIV HOSE WITH HAND TUBE D32X3500 CPL.

	o	o	o	o	o	o	o	o	o	o	o	●	o	●	●	●	o	o	o	o	o	o	o
--	---	---	---	---	---	---	---	---	---	---	---	---	---	---	---	---	---	---	---	---	---	---	---

● Standard accessories
 o Supplementary accessories
 □ Supplementary and mountable accessories

ATTIX 50-21 PC EC	ATTIX 33-01 IC	ATTIX 33-2L IC	ATTIX 33-2L IC MOBILE	ATTIX 44-2L IC	ATTIX 44-2L IC MOBILE	ATTIX 751-11	ATTIX 751-21	ATTIX 761-21 XC	ATTIX 791-21 EC	ATTIX 751-61 LIQUID VAC	ATTIX 751-71 MMWF	ATTIX 961-01	ATTIX 965-21 SD XC	ATTIX 115-01	ATTIX 125-01	ATTIX 145-01	ATTIX 155-01	SB STATION	SB TANDEM	ATTIX 33-2H IC	ATTIX 33-2H PC	ATTIX 33-2M IC	ATTIX 33-2M PC	ATTIX 44-2H IC	ATTIX 44-2M IC	ATTIX 761-2M XC	ATTIX 965-0HMM SD XC	Item no.		
<input type="radio"/>	<input type="radio"/>	<input type="radio"/>	<input type="radio"/>	<input type="radio"/>	<input type="radio"/>	<input type="radio"/>	<input type="radio"/>	<input type="radio"/>	<input type="radio"/>			<input type="radio"/>	<input type="radio"/>								<input type="radio"/>	<input type="radio"/>	<input type="radio"/>	<input type="radio"/>	<input type="radio"/>	<input type="radio"/>	<input type="radio"/>	<input type="radio"/>	15339	
<input type="radio"/>	<input type="radio"/>	<input type="radio"/>	<input type="radio"/>	<input type="radio"/>	<input type="radio"/>	<input type="radio"/>	<input type="radio"/>	<input type="radio"/>	<input type="radio"/>			<input type="radio"/>	<input type="radio"/>								<input type="radio"/>	<input type="radio"/>	<input type="radio"/>	<input type="radio"/>	<input type="radio"/>	<input type="radio"/>	<input type="radio"/>	<input type="radio"/>	15340	
<input type="radio"/>	<input type="radio"/>	<input type="radio"/>	<input type="radio"/>	<input type="radio"/>	<input type="radio"/>	<input type="radio"/>	<input type="radio"/>	<input type="radio"/>	<input type="radio"/>	<input type="radio"/>	<input type="radio"/>	<input checked="" type="radio"/>	<input type="radio"/>								<input type="radio"/>	<input type="radio"/>	<input type="radio"/>	<input type="radio"/>	<input type="radio"/>	<input type="radio"/>	<input type="radio"/>	<input type="radio"/>	302002798	
<input type="radio"/>	<input type="radio"/>	<input type="radio"/>	<input type="radio"/>	<input type="radio"/>	<input type="radio"/>	<input type="radio"/>	<input type="radio"/>	<input type="radio"/>	<input type="radio"/>	<input type="radio"/>	<input type="radio"/>	<input type="radio"/>	<input type="radio"/>								<input type="radio"/>	<input type="radio"/>	<input type="radio"/>	<input type="radio"/>	<input type="radio"/>	<input type="radio"/>	<input type="radio"/>	<input type="radio"/>	302002799	
<input type="radio"/>	<input type="radio"/>	<input type="radio"/>	<input type="radio"/>	<input type="radio"/>	<input type="radio"/>	<input type="radio"/>	<input type="radio"/>	<input type="radio"/>	<input type="radio"/>	<input type="radio"/>	<input type="radio"/>	<input type="radio"/>	<input type="radio"/>								<input type="radio"/>	<input type="radio"/>	<input type="radio"/>	<input type="radio"/>	<input type="radio"/>	<input type="radio"/>	<input type="radio"/>	<input type="radio"/>	63380	
<input type="radio"/>	<input type="radio"/>	<input type="radio"/>	<input type="radio"/>	<input type="radio"/>	<input type="radio"/>	<input type="radio"/>	<input type="radio"/>	<input type="radio"/>	<input type="radio"/>	<input type="radio"/>	<input type="radio"/>	<input checked="" type="radio"/>	<input type="radio"/>								<input type="radio"/>	<input type="radio"/>	<input type="radio"/>	<input type="radio"/>	<input type="radio"/>	<input type="radio"/>	<input type="radio"/>	<input type="radio"/>	302002890	
<input type="radio"/>	<input type="radio"/>	<input type="radio"/>	<input type="radio"/>	<input type="radio"/>	<input type="radio"/>	<input type="radio"/>	<input type="radio"/>	<input type="radio"/>	<input type="radio"/>	<input type="radio"/>	<input type="radio"/>	<input type="radio"/>	<input type="radio"/>								<input type="radio"/>	<input type="radio"/>	<input type="radio"/>	<input type="radio"/>	<input type="radio"/>	<input type="radio"/>	<input type="radio"/>	<input type="radio"/>	8054	
<input type="radio"/>	<input type="radio"/>	<input type="radio"/>	<input type="radio"/>	<input type="radio"/>	<input type="radio"/>	<input type="radio"/>	<input type="radio"/>	<input type="radio"/>	<input type="radio"/>	<input type="radio"/>	<input type="radio"/>	<input type="radio"/>	<input type="radio"/>								<input type="radio"/>	<input type="radio"/>	<input type="radio"/>	<input type="radio"/>	<input type="radio"/>	<input type="radio"/>	<input type="radio"/>	<input type="radio"/>	302002884	
<input type="radio"/>	<input type="radio"/>	<input type="radio"/>	<input type="radio"/>	<input type="radio"/>	<input type="radio"/>	<input type="radio"/>	<input type="radio"/>	<input type="radio"/>	<input type="radio"/>	<input type="radio"/>	<input type="radio"/>	<input type="radio"/>	<input type="radio"/>								<input type="radio"/>	<input type="radio"/>	<input type="radio"/>	<input type="radio"/>	<input type="radio"/>	<input type="radio"/>	<input type="radio"/>	<input type="radio"/>	43535	
																													107405600	
																														107406115
																														107402198
																														107405599
<input type="radio"/>	<input type="radio"/>	<input type="radio"/>	<input type="radio"/>	<input type="radio"/>	<input type="radio"/>	<input type="radio"/>	<input type="radio"/>	<input type="radio"/>	<input type="radio"/>	<input type="radio"/>	<input type="radio"/>	<input type="radio"/>	<input type="radio"/>								<input type="radio"/>	<input type="radio"/>	<input type="radio"/>	<input type="radio"/>	<input type="radio"/>	<input type="radio"/>	<input type="radio"/>	<input type="radio"/>	15805	
<input type="radio"/>	<input type="radio"/>	<input type="radio"/>	<input type="radio"/>	<input type="radio"/>	<input type="radio"/>	<input checked="" type="radio"/>	<input type="radio"/>	<input type="radio"/>	<input type="radio"/>	<input type="radio"/>	<input type="radio"/>	<input type="radio"/>	<input type="radio"/>								<input type="radio"/>	<input type="radio"/>	<input type="radio"/>	<input type="radio"/>	<input type="radio"/>	<input type="radio"/>	<input type="radio"/>	<input type="radio"/>	25537	
<input type="radio"/>	<input type="radio"/>	<input type="radio"/>	<input type="radio"/>	<input type="radio"/>	<input type="radio"/>	<input type="radio"/>	<input type="radio"/>	<input type="radio"/>	<input type="radio"/>	<input type="radio"/>	<input type="radio"/>	<input type="radio"/>	<input type="radio"/>								<input type="radio"/>	<input type="radio"/>	<input type="radio"/>	<input type="radio"/>	<input type="radio"/>	<input type="radio"/>	<input type="radio"/>	<input type="radio"/>	46948	
<input type="radio"/>	<input type="radio"/>	<input type="radio"/>	<input type="radio"/>	<input type="radio"/>	<input type="radio"/>	<input type="radio"/>	<input type="radio"/>	<input type="radio"/>	<input type="radio"/>	<input type="radio"/>	<input type="radio"/>	<input type="radio"/>	<input type="radio"/>								<input type="radio"/>	<input type="radio"/>	<input type="radio"/>	<input type="radio"/>	<input type="radio"/>	<input type="radio"/>	<input type="radio"/>	<input type="radio"/>	302000473	
<input type="radio"/>	<input checked="" type="radio"/>	<input checked="" type="radio"/>	<input type="radio"/>	<input checked="" type="radio"/>	<input type="radio"/>	<input type="radio"/>	<input type="radio"/>	<input type="radio"/>	<input type="radio"/>	<input type="radio"/>	<input type="radio"/>	<input type="radio"/>	<input type="radio"/>								<input type="radio"/>	<input type="radio"/>	<input type="radio"/>	<input type="radio"/>	<input type="radio"/>	<input type="radio"/>	<input type="radio"/>	<input type="radio"/>	107409976	

Standard accessories
 Supplementary accessories
 Supplementary and mountable accessories



System 36 Hose Vacuum Cleaner

	SALTIX 10	MAXXII 35 WD	MAXXII 55-1 WD	MAXXII 55-2 WD	MAXXII 75-1 WD	MAXXII 75-2 WD	AERO 21-01 PC	AERO 21-01 PC INOX	AERO 21-21 PC	AERO 21-21 PC INOX	AERO 26-01 PC X	AERO 26-21 PC	AERO 26-2L PC	AERO 31-21 PC INOX	ATTIX 30-01	ATTIX 30-01 PC	ATTIX 30-11 PC	ATTIX 30-21 PC	ATTIX 40-01 PC INOX	ATTIX 40-21 PC INOX	ATTIX 50-01 PC	ATTIX 50-21 PC	ATTIX 50-21 PC CLEAN ROOM
HOSE Ø36X4000 AS EVA		○	○	○	○	○									○	○	○	○	○	○	○	○	○
HOSE AS D36X4000MM		○	○	○	○	○									○	○	○	○	○	○	○	○	○
HOSE Ø36X4000 MM AS RED		○	○	○	○	○									○	○	○	○	○	○	○	○	○
HOSE Ø36X5000MM AS W COUPLING		○	○	○	○	○									○	○	○	○	○	○	●	○	●
SUCTION HOSE Ø36X3500 HEAT/OIL-RESISTANT		○	○	○	○	○	○	○	○	○	○	○	○	○	○	○	○	○	○	○	○	○	○
<hr/>																							
System 36 Tube																							
ADAPTER TUBE STRAIGHT AS Ø36MM		○	○	○	○	○	○	○	○	○	○	○	○	○	○	○	○	○	○	○	○	○	○
CURVED HAND TUBE Ø36MM SS		○	○	○	○	○	○	○	○	○	○	○	○	○	○	○	○	○	○	○	○	○	○
CURVED HAND TUBE D36MM ST/CR		○	○	○	○	○	○	○	○	○	○	○	○	○	○	○	○	○	○	○	○	○	○
EXTENSION TUBE D36 2X500MM ALU		○	○	○	○	○	●	●	●	●	○	○	○	○	●	●	●	○	○	○	○	○	○
EXTENSION TUBE Ø36 2X505MM SS		○	○	○	○	○	○	○	○	○	○	○	○	○	○	○	○	○	○	○	○	○	○
EXTENSION TUBE D36 2X505MM ST/CR		○	○	○	○	○	○	○	○	○	○	●	●	●	○	○	○	○	○	○	○	○	○
EXTENSION TUBE D36 2X515MM PLASTIC		○	○	○	○	○	○	○	○	○	○	○	○	○	○	○	○	○	○	○	○	○	○
TELESCOPIC TUBE D36 575-930MM CR-ST		○	○	○	○	○	○	○	○	○	○	○	○	○	○	○	○	○	○	○	○	○	○
TELESCOPIC TUBE Ø36X550-970 SS		○	○	○	○	○	○	○	○	○	○	○	○	○	○	○	○	○	○	○	○	○	○
TOOL ADAPTER D27/35/38		○	○	○	○	○									○	○	○	○	○	○	○	○	○
TOOL ADAPTER D27 QUICKSYSTEM		○	○	○	○	○	○	○	○	○	○	○	○	○	○	○	○	○	○	○	○	○	○
TOOL ADAPTER WITH SUCTION REGULATION D32		○	○	○	○	○	○	○	○	○	○	○	○	○	○	○	○	○	○	○	○	○	○
EXTENSION TUBE D36 3X350 MM SS		○	○	○	○	○	○	○	○	○	○	○	○	○	○	○	○	○	○	○	○	○	○

● Standard accessories
○ Supplementary accessories
□ Supplementary and mountable accessories

ATTIX 50-21 PC EC	ATTIX 33-01 IC	ATTIX 33-2L IC	ATTIX 33-2L IC MOBILE	ATTIX 44-2L IC	ATTIX 44-2L IC MOBILE	ATTIX 751-11	ATTIX 751-21	ATTIX 761-21 XC	ATTIX 791-21 EC	ATTIX 751-61 LIQUID VAC	ATTIX 751-71 MMF	ATTIX 961-01	ATTIX 965-21 5D XC	ATTIX 115-01	ATTIX 125-01	ATTIX 145-01	ATTIX 155-01	5B STATION	5B TANDEM	ATTIX 33-2H IC	ATTIX 33-2H PC	ATTIX 33-2M IC	ATTIX 33-2M PC	ATTIX 44-2H IC	ATTIX 44-2M IC	ATTIX 761-2M XC	ATTIX 965-0HM 5D XC	Item no.
o	o	o	o	o	o	o	o	o	o	o	o	o	o							o	o	o	o	o	o	o	o	63209
o	o	o	o	o	o	o	o	o	o	o	o	o	o								o	o	o	o	o	o	o	15311
o	o	o	o	o	o	o	o	o	o	o	o	o	o							●	●	o	o	●	o	o	o	107413544
●	o	o	o	o	o	o	o	o	o	o	o	o	o								o	o	o	o	o	o	o	302001682
o	o	o	o	o	o	o	o	o	o	o	●	o	o								o	o	o	o	o	o	o	302001677
o	o	o	o	o	o	o	o	o	o	o	o	o	o								o	o	o	o	o	o	o	29457
o	o	o	●	o	●	●	o	o	o	o	●	o	o								●	●	●	●	●	●	o	46691
o	o	o	o	o	o	o	o	o	o	o	o	o	o								o	o	o	o	o	o	o	302000528
o	o	o	o	o	o	o	o	o	o	o	o	o	o								o	o	o	o	o	o	o	107400032
o	o	●	o	●	o	o	o	o	o	o	●	o	o								●	●	●	●	●	●	o	107408074
o	●	o	o	o	o	o	o	o	o	o	o	o	o								o	o	o	o	o	o	o	302000529
o	o	o	o	o	o	o	o	o	o	o	o	o	o								o	o	o	o	o	o	o	40696
o	o	o	o	o	o	o	o	o	o	o	o	o	o								o	o	o	o	o	o	o	107402654
o	o	o	o	o	o	o	o	o	o	o	o	o	o								o	o	o	o	o	o	o	47109
o	o	o	o	o	o	o	o	o	o	o	o	o	o								o	o	o	o	o	o	o	60916
●	o	o	●	o	●	o	o	o	o	o	o	o	o								●	●	●	●	●	●	o	302000535
o	o	●	o	●	o	o	o	o	o	o	o	o	o								o	o	o	o	o	o	o	107409977
o	o	o	●	o	●	o	o	o	o	o	o	o	o								o	o	o	o	o	o	o	107416995

● Standard accessories
 ○ Supplementary accessories
 □ Supplementary and mountable accessories



System 36 Vac Floor Nozzle

	SALTIX 10	MAXXII 35 WD	MAXXII 55-1 WD	MAXXII 55-2 WD	MAXXII 75-1 WD	MAXXII 75-2 WD	AERO 21-01 PC	AERO 21-01 PC INOX	AERO 21-21 PC	AERO 21-21 PC INOX	AERO 26-01 PC X	AERO 26-21 PC	AERO 26-2L PC	AERO 31-21 PC INOX	ATTIX 30-01	ATTIX 30-01 PC	ATTIX 30-11 PC	ATTIX 30-21 PC	ATTIX 40-01 PC INOX	ATTIX 40-21 PC INOX	ATTIX 50-01 PC	ATTIX 50-21 PC	ATTIX 50-21 PC CLEAN ROOM
FLOOR NOZZLE Ø36X300MM		○	○	○	○	○	○	○	○	○	○	○	○	○	○	○	○	○	○	○	○	○	○
FLOOR NOZZLE Ø36X330 ALU		○	○	○	○	○	○	○	○	○	○	○	○	○	○	○	○	○	○	○	○	○	○
FLOOR NOZZLE Ø36X360MM WET/DRY			○	○	○	○	○	○	○	○	○	○	○	○	○	○	○	○	○	○	○	○	○
FLOOR NOZZLE Ø36X400 SPECIAL WET/DRY		○	○	○	○	○	○	○	○	○	○	○	○	○	○	○	○	○	○	○	○	○	○
FLOOR NOZZLE D36x300MM W/D KIT		○	○	○	○	○	●	●	●	●	○	●	●	●	●	●	●	○	○	○	○	○	○
FLOOR NOZZLE D36X400MM W/D		○	○	○	○	○	○	○	○	○	○	○	○	○	○	○	○	○	●	●	○	●	●
COMBI NOZZLE Ø36X260MM PP		○	○	○	○	○	○	○	○	○	○	○	○	○	○	○	○	○	○	○	○	○	○
OFFICE COMBI NOZZLE Ø36X300MM		○	○	○	○	○	○	○	○	○	○	○	○	○	○	○	○	○	○	○	○	○	○
NOZZLE ALU. 450XØ36MM DRY		○	○	○	○	○	○	○	○	○	○	○	○	○	○	○	○	○	○	○	○	○	○
NOZZLE ALU. 450XØ36MM WET		○	○	○	○	○	○	○	○	○	○	○	○	○	○	○	○	○	○	○	○	○	○
COMBI NOZZLE Ø36X260MM		○	○	○	○	○	○	○	○	○	○	○	○	○	○	○	○	○	○	○	○	○	○
WATER SUCTION NOZZLE Ø36X300		○	○	○	○	○	○	○	○	○	○	○	○	○	○	○	○	○	○	○	○	○	○
ELECTRIC TURBINE BRUSH Ø36X305MM 230V									○	○		○	○	○				○	○			○	○
TURBINE BRUSH NOZZLE 300XØ36MM		○	○	○	○	○	○	○	○	○	○	○	○	○	○	○	○	○	○	○	○	○	○
BRUSH STRIPS FOR 60356		●	○	○																			

System 36 Brush/Universal Nozzle

BRUSH NOZZLE Ø36X70		○	○	○	○	○	○	○	○	○	○	○	○	○	○	○	○	○	○	○	○	○	○
BRUSH NOZZLE Ø36X230 PP/PA		○	○	○	○	○	○	○	○	○	○	○	●	○	○	○	○	○	○	○	○	○	○
UNIVERSAL NOZZLE D36X115		○	○	○	○	○	●	●	●	●	●	●	●	●	○	○	●	○	○	○	○	○	○

● Standard accessories
 ○ Supplementary accessories
 □ Supplementary and mountable accessories

ATTIX 50-21 PC EC	ATTIX 33-01 IC	ATTIX 33-2L IC	ATTIX 33-2L IC MOBILE	ATTIX 44-2L IC	ATTIX 44-2L IC MOBILE	ATTIX 751-11	ATTIX 751-21	ATTIX 761-21 XC	ATTIX 791-21 EC	ATTIX 751-61 LIQUID VAC	ATTIX 751-71 MMF	ATTIX 961-01	ATTIX 965-21 5D XC	ATTIX 115-01	ATTIX 125-01	ATTIX 145-01	ATTIX 155-01	5B STATION	5B TANDEM	ATTIX 33-2H IC	ATTIX 33-2H PC	ATTIX 33-2M IC	ATTIX 33-2M PC	ATTIX 44-2H IC	ATTIX 44-2M IC	ATTIX 761-2M XC	ATTIX 965-0HM 5D XC	Item no.	
○	●	●	●	○	○	○	○	○	○	○	○	○	○	○							●	●	○	●	○	○	○	○	302002331
○	○	○	○	○	○	○	○	○	○	○	○	○	○	○							○	○	○	○	○	○	○	○	5147
○	○	○	○	○	○	○	○	○	○	○	○	○	○	○							○	○	●	○	○	●	○	○	60356
○	○	○	○	○	○	○	○	○	○	○	○	○	○	○							○	○	○	○	○	○	○	○	5149
○	○	○	○	○	○	○	○	○	○	○	○	○	○	○							○	○	○	○	○	○	○	○	107402706
○	○	○	○	●	●	○	○	○	○	○	○	○	○	○							○	○	○	○	●	○	○	○	302003666
○	○	○	○	○	○	○	○	○	○	○	○	○	○	○							○	○	○	○	○	○	○	○	302000477
○	○	○	○	○	○	○	○	○	○	○	○	○	○	○							○	○	○	○	○	○	○	○	302000259
○	○	○	○	○	○	○	○	○	○	○	○	○	○	○							○	○	○	○	○	○	○	○	15348
○	○	○	○	○	○	○	○	○	○	○	●	○	○	○							○	○	○	○	○	○	○	○	15349
○	○	○	○	○	○	○	○	○	○	○	○	○	○	○							○	○	○	○	○	○	○	○	302002365
○	○	○	○	○	○	○	○	○	○	○	○	○	○	○							○	○	○	○	○	○	○	○	7270
○	○	○	○	○	○	○	○	○	○	○	○	○	○	○							○	○	○	○	○	○	○	○	11664
○	○	○	○	○	○	○	○	○	○	○	○	○	○	○							○	○	○	○	○	○	○	○	54118
																													60358
○	○	○	○	○	○	○	○	○	○	○	○	○	○	○							○	○	○	○	○	○	○	○	5146
○	○	○	○	○	○	○	○	○	○	○	○	○	○	○							○	○	○	○	○	○	○	○	6086
○	○	○	●	○	●	○	○	○	○	○	○	○	○	○							○	○	○	○	○	○	○	○	14295



System 36 Brush/Universal Nozzle

UNIV NOZZLE Ø36X150 ALU



TURBINE HAND BRUSH NOZZLE Ø36X150MM



RADIATOR BRUSH NOZZLE Ø36X420

OVAL BRUSH NOZZLE Ø36MM



SUCTION BRUSH D36 BLACK



System 36 Crevice/Cone Nozzle

CREVICE NOZZLE D36X200



CREVICE NOZZLE Ø36X300 PP

CREVICE NOZZLE Ø 36X15X920 ST/CR



DIA. TUBE NOZZLE Ø36x190 MM GREY RUBBER

FLAT NOZZLE Ø36MM RUBBER

System 32 Hose Vacuum Cleaner

HOSE Ø32X4000MM AS RED

AS HOSED32X5000MM WITH TOOL

COAXIAL SUCTION HOSE Ø32 SET

HOSE SLEEVE Ø32 PVC



System 27 Hose Vacuum Cleaner

UNIV HOSE Ø27X3500 WITH TOOL ADAPTER EVA

HOSE D27X3500 AS WITH TOOL ADAPTER




TOOL ADAPTER D27/36-24 AS

	SALTIX 10	MAXXI II 35 WD	MAXXI II 55-1 WD	MAXXI II 55-2 WD	MAXXI II 75-1 WD	MAXXI II 75-2 WD	AERO 21-01 PC	AERO 21-01 PC INOX	AERO 21-21 PC	AERO 21-21 PC INOX	AERO 26-01 PC X	AERO 26-21 PC	AERO 26-2L PC	AERO 31-21 PC INOX	ATTIX 30-01	ATTIX 30-01 PC	ATTIX 30-11 PC	ATTIX 30-21 PC	ATTIX 40-01 PC INOX	ATTIX 40-21 PC INOX	ATTIX 50-01 PC	ATTIX 50-21 PC	ATTIX 50-21 PC CLEAN ROOM	
UNIV NOZZLE Ø36X150 ALU		○	○	○	○	○	○	○	○	○	○	○	○	○	○	○	○	○	○	○	○	○	○	
TURBINE HAND BRUSH NOZZLE Ø36X150MM		○	○	○	○	○	○	○	○	○	○	○	○	○	○	○	○	○	○	○	○	○	○	
RADIATOR BRUSH NOZZLE Ø36X420		○	○	○	○	○	○	○	○	○	○	○	○	○	○	○	○	○	○	○	○	○	○	
OVAL BRUSH NOZZLE Ø36MM		○	○	○	○	○	○	○	○	○	○	○	○	○	○	○	○	○	○	○	○	○	○	
SUCTION BRUSH D36 BLACK		○	○	○	○	○	○	○	○	○	●	●	○	●	○	○	○	○	○	○	○	○	○	
CREVICE NOZZLE D36X200		○	○	○	○	○	●	●	●	●	●	●	●	○	○	○	○	○	○	○	○	○	○	
CREVICE NOZZLE Ø36X300 PP		○	○	○	○	○	○	○	○	○	○	○	○	○	●	●	●	●	●	○	●	●	○	
CREVICE NOZZLE Ø 36X15X920 ST/CR		○	○	○	○	○	○	○	○	○	○	○	○	○	○	○	○	○	○	○	○	○	○	
DIA. TUBE NOZZLE Ø36x190 MM GREY RUBBER		○	○	○	○	○	○	○	○	○	○	○	○	○	○	○	○	○	○	○	○	○	○	
FLAT NOZZLE Ø36MM RUBBER		○	○	○	○	○	○	○	○	○	○	○	○	○	○	○	○	○	○	○	○	○	○	
HOSE Ø32X4000MM AS RED			○	○	○	○									○	○	○	○	○	○	○	○	○	
AS HOSED32X5000MM WITH TOOL			○	○	○	○									○	○	○	○	○	○	○	○	○	
COAXIAL SUCTION HOSE Ø32 SET																		○		○		○	○	
HOSE SLEEVE Ø32 PVC																								
UNIV HOSE Ø27X3500 WITH TOOL ADAPTER EVA			○	○	○	○	○	○	○	○	○	○	○	○	○	○	○	○	○	○	○	○	○	○
HOSE D27X3500 AS WITH TOOL ADAPTER															○	○	○	○	○	○	○	○	○	
TOOL ADAPTER D27/36-24 AS			○	○	○	○									○	○	○	○	○	○	○	○	○	

● Standard accessories
○ Supplementary accessories
□ Supplementary and mountable accessories

ATTIX 50-21 PC EC	ATTIX 33-01 IC	ATTIX 33-2L IC	ATTIX 33-2L IC MOBILE	ATTIX 44-2L IC	ATTIX 44-2L IC MOBILE	ATTIX 751-11	ATTIX 751-21	ATTIX 761-21 XC	ATTIX 791-21 EC	ATTIX 751-61 LIQUID VAC	ATTIX 751-71 MMF	ATTIX 961-01	ATTIX 965-21 5D XC	ATTIX 115-01	ATTIX 125-01	ATTIX 145-01	ATTIX 155-01	5B STATION	5B TANDEM	ATTIX 33-2H IC	ATTIX 33-2H PC	ATTIX 33-2M IC	ATTIX 33-2M PC	ATTIX 44-2H IC	ATTIX 44-2M IC	ATTIX 761-2M XC	ATTIX 965-0HM 5D XC	Item no.
o	o	o	o	o	o	o	o	o	o	o	o	o	o								o	o	o	o	o	o	o	5145
o	o	o	o	o	o	o	o	o	o			o	o								o	o	o	o	o	o	o	41275
o	o	o	o	o	o	o	o	o	o			o	o								o	o	o	o	o	o	o	5144
o	o	o	o	o	o	o	o	o	o			o	o								o	o	o	o	o	o	o	40455
o	o	o	●	o	●	o	o	o	o			o	o								o	o	o	o	o	o	●	302002509
o	●	●	●	●	●	o	o	o	o	o	o	o	o								●	●	●	●	●	●	o	29541
o	o	o	o	o	o	o	o	o	o	o	●	o	o								o	o	o	o	o	o	o	6084
o	o	o	o	o	o	o	o	o	o			o	o								o	o	o	o	o	o	o	17836
o	o	o	o	o	o	●	o	o	o	o	o	o	o								o	o	o	o	o	o	o	5067
o	o	o	o	o	o	o	o	o	o	o	o	o	o								o	o	o	o	o	o	o	40456
o	o	o	●	o	●	o	o	o	o			o	o								o	o	●	●	o	●	o	107413543
o	o	o	o	o	o	o	o	o	o	o	o										o	o	o	o	o	o	o	30657
o		o	o	o	o	o	o	o	o												o	o	o	o	o	o	o	107400841
	o	o	o	o	o																o	o	o	o	o	o		14682
o	o	o	o	o	o	o	o	o	o	o	o										o	o	o	o	o	o	o	14289
o	o	o	o	o	o	o	●	●	●	o	o										o	o	o	o	o	o	●	107406091
o	o	o	o	o	o	o	●	●	●	o	o										o	o	o	o	o	o	●	107404520

● Standard accessories
 ○ Supplementary accessories
 □ Supplementary and mountable accessories



System 27 Brush/Universal Nozzle

CURRY COMB Ø27MM

BRUSH CURRY COMB Ø 27MM

SPIKED CURRY COMB Ø 27MM

Filter

Filterelement ATTIX

FILTER ELEMENT Ø275X185 PET M-CLASS

FILTER ELEMENT D275X187 PET NANO M-CLASS

FILTER ELEMENT Ø211X140 H-CLASS

FILTER ELEMENT D275X187 H-CLASS

FILTER ELEMENT Ø185X140 HEPA H14

ABSOLUTE FILTER KIT T22-T40 VHC200

KIT STAR FILTER D460 L CLASS

18 POCKET STAR FILTER KIT M CLASS

ABSOLUTE FILTER KIT M.125/1216

CARTRIDGE FILTER

CARTRIDGE FILTER

HEPA CARTRIDGE FILTER

HEPA CARTRIDGE FILTER


FILTER ELEMENT Ø140X75 H-CLASS/HEPA

	SALTIX 10	MAXXII 35 WD	MAXXII 55-1 WD	MAXXII 55-2 WD	MAXXII 75-1 WD	MAXXII 75-2 WD	AERO 21-01 PC	AERO 21-01 PC INOX	AERO 21-21 PC	AERO 21-21 PC INOX	AERO 26-01 PC X	AERO 26-21 PC	AERO 26-2L PC	AERO 31-21 PC INOX	ATTIX 30-01	ATTIX 30-01 PC	ATTIX 30-11 PC	ATTIX 30-21 PC	ATTIX 40-01 PC INOX	ATTIX 40-21 PC INOX	ATTIX 50-01 PC	ATTIX 50-21 PC	ATTIX 50-21 PC CLEAN ROOM
CURRY COMB Ø27MM		○	○	○	○	○	○	○	○	○	○	○	○	○	○	○	○	○	○	○	○	○	○
BRUSH CURRY COMB Ø 27MM		○	○	○	○	○	○	○	○	○	○	○	○	○	○	○	○	○	○	○	○	○	○
SPIKED CURRY COMB Ø 27MM		○	○	○	○	○	○	○	○	○	○	○	○	○	○	○	○	○	○	○	○	○	○
Filter							●	●	●	●	●	●	●	●	●	●	●	●	●	●	●	●	○
Filterelement ATTIX							●	●	●	●	●	●	●	●	●	●	●	●	●	●	●	●	○
FILTER ELEMENT Ø275X185 PET M-CLASS																							
FILTER ELEMENT D275X187 PET NANO M-CLASS																							
FILTER ELEMENT Ø211X140 H-CLASS															○	○	○	○	○	○	○	○	●
FILTER ELEMENT D275X187 H-CLASS																							
FILTER ELEMENT Ø185X140 HEPA H14							○	○	○	○	○	○	○	○	○	○	○	○	○	○	○	○	○
ABSOLUTE FILTER KIT T22-T40 VHC200																							
KIT STAR FILTER D460 L CLASS																							
18 POCKET STAR FILTER KIT M CLASS																							
ABSOLUTE FILTER KIT M.125/1216																							
CARTRIDGE FILTER		●																					
CARTRIDGE FILTER			●	●	●	●																	
HEPA CARTRIDGE FILTER		○																					
HEPA CARTRIDGE FILTER			○	○	○	○																	
FILTER ELEMENT Ø140X75 H-CLASS/HEPA																							

● Standard accessories
○ Supplementary accessories
□ Supplementary and mountable accessories

ATTIX 50-21 PC EC	ATTIX 33-01 IC	ATTIX 33-2L IC	ATTIX 33-2L IC MOBILE	ATTIX 44-2L IC	ATTIX 44-2L IC MOBILE	ATTIX 751-11	ATTIX 751-21	ATTIX 761-21 XC	ATTIX 791-21 EC	ATTIX 751-61 LIQUID VAC	ATTIX 751-71 MMWF	ATTIX 961-01	ATTIX 965-21 5D XC	ATTIX 115-01	ATTIX 125-01	ATTIX 145-01	ATTIX 155-01	5B STATION	5B TANDEM	ATTIX 33-2H IC	ATTIX 33-2H PC	ATTIX 33-2M IC	ATTIX 33-2M PC	ATTIX 44-2H IC	ATTIX 44-2M IC	ATTIX 761-2M XC	ATTIX 965-0HMM 5D XC	Item no.
○	○	○	○	○	○	○	○	○	○												○	○	○	○	○	○	○	6092
○	○	○	○	○	○	○	○	○	○												○	○	○	○	○	○	○	6093
○	○	○	○	○	○	○	○	○	○												○	○	○	○	○	○	○	6094
●						●	●		●																			302000490
								○																		○		302000751
								●				●	●													●	○	107400562
○						○	○		○																			302000658
								○				○	○														●	107400564
○						○	○		○																			302001095
																○	○											4056000523
														●	○	●	●											40000338
														○	●	○	○											40000699
															○													Z5 60357
																												107407297
																												107407300
																												107409006
																												107409007
○	○	○	○	○																	●	●	○	○	●	○		107413555

● Standard accessories
 ○ Supplementary accessories
 □ Supplementary and mountable accessories



Filter
FLAT FILTER PTFE M-CLASS 1 PCS



HEPA FILTER COVER KIT



HEPA FILTER



Sack Filter



CLOTH FILTER INSERT



SPEC CLOTH FILTER Ø375X350 NEEDLE FELT



SPECIAL CLOTH FILTER NEEDLE FELT



CLOTH FILTER ATTIX 5/7 POLY NEEDLE FELT



SACK FILTER



Special Filter



MOTOR COOLING AIR FILTER

MOTOR COOLING FILTER KIT

MOTOR COOLING AIR FILTER ATTIX9/IVB9

FILTER FOR MOTOR COOLING 30/40/50

FILTER FOR COOLING AIR 0.7X150X100 5 PCS



FILTER PROTECTIVE COVER Ø185X200



WET FILTER SIEVE Ø143X140MM SS



WET FILTER SIEVE Ø218X176MM SS

MOTOR COOLING AIR FILTER PET 1 PCS


WET FILTER

	SALTIX 10	MAXXII 35 WD	MAXXII 55-1 WD	MAXXII 55-2 WD	MAXXII 75-1 WD	MAXXII 75-2 WD	AERO 21-01 PC	AERO 21-01 PC INOX	AERO 21-21 PC	AERO 21-21 PC INOX	AERO 26-01 PC X	AERO 26-21 PC	AERO 26-2L PC	AERO 31-21 PC INOX	ATTIX 30-01	ATTIX 30-01 PC	ATTIX 30-11 PC	ATTIX 30-21 PC	ATTIX 40-01 PC INOX	ATTIX 40-21 PC INOX	ATTIX 50-01 PC	ATTIX 50-21 PC	ATTIX 50-21 PC CLEAN ROOM	
FLAT FILTER PTFE M-CLASS 1 PCS																								
HEPA FILTER COVER KIT																								
HEPA FILTER	●																							
CLOTH FILTER INSERT																								
SPECIAL CLOTH FILTER NEEDLE FELT																								
SPECIAL CLOTH FILTER NEEDLE FELT															○	○	○	○	○	○	○	○	○	○
CLOTH FILTER ATTIX 5/7 POLY NEEDLE FELT																								
SACK FILTER	●																							
MOTOR COOLING AIR FILTER																								
MOTOR COOLING FILTER KIT																○	○	○	○	○	○	○	○	●
MOTOR COOLING AIR FILTER ATTIX9/IVB9																								
FILTER FOR MOTOR COOLING 30/40/50																○	○	○	○	○	○	○	○	○
FILTER FOR COOLING AIR 0.7X150X100 5 PCS																								
FILTER PROTECTIVE COVER Ø185X200							○	○	○	○	○	○	○	○	○	○	○	○	○	○	○	○	○	○
WET FILTER SIEVE Ø143X140MM SS							○	○	○	○	○	○	○	○	○	○	○	○	○	○	○	○	○	○
WET FILTER SIEVE Ø218X176MM SS																								
MOTOR COOLING AIR FILTER PET 1 PCS																								
WET FILTER	●																							

● Standard accessories
○ Supplementary accessories
□ Supplementary and mountable accessories

Accessories	ATTIX 50-21 PC EC	ATTIX 33-01 IC	ATTIX 33-2L IC	ATTIX 33-2L IC MOBILE	ATTIX 44-2L IC	ATTIX 44-2L IC MOBILE	ATTIX 751-11	ATTIX 751-21	ATTIX 761-21 XC	ATTIX 791-21 EC	ATTIX 751-61 LIQUID VAC	ATTIX 751-71 MMF	ATTIX 961-01	ATTIX 965-21 5D XC	ATTIX 115-01	ATTIX 125-01	ATTIX 145-01	ATTIX 155-01	5B STATION	5B TANDEM	ATTIX 33-2H IC	ATTIX 33-2H PC	ATTIX 33-2M IC	ATTIX 33-2M PC	ATTIX 44-2H IC	ATTIX 44-2M IC	ATTIX 761-2M XC	ATTIX 965-0HM 5D XC	Item no.	
		●	●	●	●	●																●	●	●	●	●	●			107413540
		○	○	○	○	○																○	○	○	○	○	○			107413542
																														147 1250 600
													○																	302002894
																			●	●										17069
	○																													302000606
							○	○	○	○																	○			302000525
																														147 1432 500
							○	○	○	○																	○			302000491
	○																													302003721
													○	○													○			107400041
																														107400453
							○	○	○	○																	○			302001871
	○						○	○	○	○																				11801
	○						○	○	○	○	●	●																		15475
									○				○	○																302002885
		○	○	○	○	○																○	○	○	○	○	○			107413541
																														107407299

● Standard accessories
○ Supplementary accessories
□ Supplementary and mountable accessories



Special Filter

WET FILTER

SALTIX 10	MAXXII 35 WD	MAXXII 55-1 WD	MAXXII 55-2 WD	MAXXII 75-1 WD	MAXXII 75-2 WD	AERO 21-01 PC	AERO 21-01 PC INOX	AERO 21-21 PC	AERO 21-21 PC INOX	AERO 26-01 PC X	AERO 26-21 PC	AERO 26-2L PC	AERO 31-21 PC INOX	ATTIX 30-01	ATTIX 30-01 PC	ATTIX 30-11 PC	ATTIX 30-21 PC	ATTIX 40-01 PC INOX	ATTIX 40-21 PC INOX	ATTIX 50-01 PC	ATTIX 50-21 PC	ATTIX 50-21 PC CLEAN ROOM
		●	●	●	●																	

Filter Bag

FILTER BAG AERO 4 PCS

						○	○	○	○	○	○	○	○									
--	--	--	--	--	--	---	---	---	---	---	---	---	---	--	--	--	--	--	--	--	--	--

FLEECE FILTER BAG PU 5 PCS

		○	○	○	○																	
--	--	---	---	---	---	--	--	--	--	--	--	--	--	--	--	--	--	--	--	--	--	--

FLEECE FILTER BAG 5 PCS ATTIX 30

														○	○	○	○					
--	--	--	--	--	--	--	--	--	--	--	--	--	--	---	---	---	---	--	--	--	--	--

FLEECE FILTER BAG 5 PCS ATTIX 40/50

	○																	○	○	○	○	○
--	---	--	--	--	--	--	--	--	--	--	--	--	--	--	--	--	--	---	---	---	---	---

FILTER BAG ATTIX 7 5 PCS

--	--	--	--	--	--	--	--	--	--	--	--	--	--	--	--	--	--	--	--	--	--	--

FILTER BAG SUPPORT SQ6

--	--	--	--	--	--	--	--	--	--	--	--	--	--	--	--	--	--	--	--	--	--	--

DUST BAG 5-PCS

	○																					
--	---	--	--	--	--	--	--	--	--	--	--	--	--	--	--	--	--	--	--	--	--	--

DUST BAG 10L 10PCS

	○																					
--	---	--	--	--	--	--	--	--	--	--	--	--	--	--	--	--	--	--	--	--	--	--

SYNTHETIC DUST BAG 10L -10 PCS

	○																					
--	---	--	--	--	--	--	--	--	--	--	--	--	--	--	--	--	--	--	--	--	--	--

FLEECE FILTER BAG 5 PCS ATTIX 33/44

--	--	--	--	--	--	--	--	--	--	--	--	--	--	--	--	--	--	--	--	--	--	--

LONG LIFE FILTER BAG 1 PCS ATTIX 33/44

--	--	--	--	--	--	--	--	--	--	--	--	--	--	--	--	--	--	--	--	--	--	--

Disposal Bag

DISPOSAL BAG ATTIX 3/30/40 5 PCS

						○	○	○	○	○	○	○	○	○	○	○	○	○	○	○	○	○
--	--	--	--	--	--	---	---	---	---	---	---	---	---	---	---	---	---	---	---	---	---	---

DISPOSAL BAG ATTIX 5/50 5 PCS

																					○	○	○
--	--	--	--	--	--	--	--	--	--	--	--	--	--	--	--	--	--	--	--	--	---	---	---

DISPOSAL BAG ATTIX 7 5 PCS

--	--	--	--	--	--	--	--	--	--	--	--	--	--	--	--	--	--	--	--	--	--	--

DISPOSAL BAG FOR FILTER ELEMENT

						○	○	○	○	○	○	○	○	○	○	○	○	○	○	○	○	○
--	--	--	--	--	--	---	---	---	---	---	---	---	---	---	---	---	---	---	---	---	---	---

DISPOSAL BAG ATTIX 33/44 5 PCS

--	--	--	--	--	--	--	--	--	--	--	--	--	--	--	--	--	--	--	--	--	--	--



Accessories	ATTIX 50-21 PC EC	ATTIX 33-01 IC	ATTIX 33-2L IC	ATTIX 33-2L IC MOBILE	ATTIX 44-2L IC	ATTIX 44-2L IC MOBILE	ATTIX 751-11	ATTIX 751-21	ATTIX 761-21 XC	ATTIX 791-21 EC	ATTIX 751-61 LIQUID VAC	ATTIX 751-71 MMF	ATTIX 961-01	ATTIX 965-21 5D XC	ATTIX 115-01	ATTIX 125-01	ATTIX 145-01	ATTIX 155-01	5B STATION	5B TANDEM	ATTIX 33-2H IC	ATTIX 33-2H PC	ATTIX 33-2M IC	ATTIX 33-2M PC	ATTIX 44-2H IC	ATTIX 44-2M IC	ATTIX 761-2M XC	ATTIX 965-0HM 5D XC	Item no.	
																														107407302
																														107419590
							o	o	o	o			o														o		302002892	
																														107419591
o																														107419592
							o	o	o	o																o			302001484	
							o	o	o	o			o													o			302000200	
																														82367810
																														140 8618 000
																														82367820
		o	o	o	o	o															o	o	o	o	o	o	o			107419593
		o	o	o	o	o															o	o	o	o	o	o	o			107413556
																														302000804
o																														302000728
							o	o	o	o				o												o	o			302001480
	o	o	o	o	o	o	o	o	o	o											o	o	o	o	o	o	o			30082
	o	o	o	o	o	o															o	o	o	o	o	o	o			107417821



Safety Filter Bag



SAFETY FILTER BAG ATTIX/IVB 7 SETS

SAFETY FILTER BAG ATTIX/IVB 9 SETS

SAFETY FILTER BAG 5 PCS ATTIX 33/44

Bag

PACKAGE OF 5 BAGS D460 LDPE

Assembly

HOSE HOLDER KIT

SMALL BASKET OBJECT KIT WITH NUTS BOLTS

GRID AND VALVE D460 FE COMPLETE

Exhaust Air Collector



EXHAUST AIR COLLECTOR

EXHAUST AIR COLLECTOR ATTIX 5/7

EXHAUST AIR ADAPTER KIT

EXHAUST FITTING KIT D50 ATTIX 9

Other



CHIP COLLECTION BASKET Ø392X390 SS

CHIP BASKET ATTIX9 BASIC

ACCESSORY BASKET

TRIM BASKET KIT D460 L100



HOSE HOLDER

TOOL BOX, AERO 26/31

	SALTIX 10	MAXXII 35 WD	MAXXII 55-1 WD	MAXXII 55-2 WD	MAXXII 75-1 WD	MAXXII 75-2 WD	AERO 21-01 PC	AERO 21-01 PC INOX	AERO 21-21 PC	AERO 21-21 PC INOX	AERO 26-01 PC X	AERO 26-21 PC	AERO 26-2L PC	AERO 31-21 PC INOX	ATTIX 30-01	ATTIX 30-01 PC	ATTIX 30-11 PC	ATTIX 30-21 PC	ATTIX 40-01 PC INOX	ATTIX 40-21 PC INOX	ATTIX 50-01 PC	ATTIX 50-21 PC	ATTIX 50-21 PC CLEAN ROOM	
SAFETY FILTER BAG ATTIX/IVB 7 SETS																								
SAFETY FILTER BAG ATTIX/IVB 9 SETS																								
SAFETY FILTER BAG 5 PCS ATTIX 33/44																								
PACKAGE OF 5 BAGS D460 LDPE																								
HOSE HOLDER KIT																								
SMALL BASKET OBJECT KIT WITH NUTS BOLTS																								
GRID AND VALVE D460 FE COMPLETE																								
EXHAUST AIR COLLECTOR																○	○	○	○	○	○	○	○	●
EXHAUST AIR COLLECTOR ATTIX 5/7																								
EXHAUST AIR ADAPTER KIT																								
EXHAUST FITTING KIT D50 ATTIX 9																								
CHIP COLLECTION BASKET Ø392X390 SS																								
CHIP BASKET ATTIX9 BASIC																								
ACCESSORY BASKET																								
TRIM BASKET KIT D460 L100																								
HOSE HOLDER																								
TOOL BOX, AERO 26/31											○	○	●	○										

Accessories	Item no.
ATTIX 50-21 PC EC	
ATTIX 33-01 IC	
ATTIX 33-2L IC	
ATTIX 33-2L IC MOBILE	
ATTIX 44-2L IC	
ATTIX 44-2L IC MOBILE	
ATTIX 751-11	
ATTIX 751-21	
ATTIX 761-21 XC	
ATTIX 791-21 EC	
ATTIX 751-61 LIQUID VAC	
ATTIX 751-71 MMF	
ATTIX 961-01	
ATTIX 965-21 5D XC	
ATTIX 115-01	
ATTIX 125-01	
ATTIX 145-01	
ATTIX 155-01	
SB STATION	
SB TANDEM	
ATTIX 33-2H IC	
ATTIX 33-2H PC	
ATTIX 33-2M IC	
ATTIX 33-2M PC	
ATTIX 44-2H IC	
ATTIX 44-2M IC	
ATTIX 761-2M XC	
ATTIX 965-0HM 5D XC	
	302001486
	302003473
	107413549
	4084001017
	40000856
	40000892
	Z5 60034
	302003717
	302000522
	107417865
	107409036
	302001612
	302003003
	302002624
	40000915
	65081
	107409980

Standard accessories
 Supplementary accessories
 Supplementary and mountable accessories



Other

TUBE HOLDER KIT D36

○ AERO 21-01 PC ○ AERO 21-01 PC INOX ○ AERO 21-21 PC ○ AERO 21-21 PC INOX ○ AERO 26-01 PC X ○ AERO 26-21 PC ○ AERO 26-2L PC ○ AERO 31-21 PC INOX

AIRBOX 230V 50 HZ EU

○ ATTIX 30-01 ○ ATTIX 30-11 PC ○ ATTIX 30-21 PC ○ ATTIX 40-01 PC INOX ○ ATTIX 40-21 PC INOX ○ ATTIX 50-01 PC ○ ATTIX 50-21 PC ○ ATTIX 50-21 PC CLEAN ROOM

AIRBOX 230/1/50 EU

FORKLIFT ACCESSORY

SPARK EXTINGUISHER Ø50

○ AERO 21-01 PC ○ AERO 21-21 PC ○ AERO 26-01 PC X ○ AERO 26-21 PC ○ AERO 26-2L PC ○ AERO 31-21 PC INOX ○ ATTIX 30-01 ○ ATTIX 30-11 PC ○ ATTIX 30-21 PC ○ ATTIX 40-01 PC INOX ○ ATTIX 40-21 PC INOX ○ ATTIX 50-01 PC ○ ATTIX 50-21 PC ○ ATTIX 50-21 PC CLEAN ROOM

DISCHARGE KIT MS2-S3-T30S

KIT MECANICAL FLOAT S3B SS

COINER EURO/TOKEN 12VDC

TOKENS Ø26.0x2.3 SET-50 Ø6 HOLE

GEKA THREADED FITTING

PIPE COUPLING KIT

DETACH CORD SET 10M ORANGE EU

●

DETACH CORD SET 10M ORANGE UK

○

DETACH CORD SET 15M ORANGE EU

○

NUMATIC ADAPTER 20PCS

○

TELESCOPIC TUBE HOLDER KIT D32

○ AERO 21-01 PC ○ AERO 21-21 PC ○ AERO 26-01 PC X ○ AERO 26-21 PC ○ AERO 26-2L PC ○ AERO 31-21 PC INOX


BOX FOR SUCTION HOSE ATTIX 7

C-HOSE 15 M WITH CONNECT.

ADAPTER PLATE KIT



Accessories	Item no.
ATTIX 50-21 PC EC	107409979
ATTIX 33-01 IC	107400079
ATTIX 33-2L IC	
ATTIX 33-2L IC MOBILE	
ATTIX 44-2L IC	
ATTIX 44-2L IC MOBILE	
ATTIX 751-11	302001192
ATTIX 751-21	302002622
ATTIX 761-21 XC	34591
ATTIX 791-21 EC	4056000468
ATTIX 751-61 LIQUID VAC	4056000519
ATTIX 751-71 MMWF	302000305
ATTIX 961-01	5544
ATTIX 965-21 5D XC	7729
ATTIX 115-01	107402618
ATTIX 125-01	107402676
ATTIX 145-01	107402677
ATTIX 155-01	107402901
5B STATION	107401199
5B TANDEM	107409978
ATTIX 33-2H IC	302001554
ATTIX 33-2H PC	7567
ATTIX 33-2M IC	107413551
ATTIX 33-2M PC	
ATTIX 44-2H IC	
ATTIX 44-2M IC	
ATTIX 761-2M XC	
ATTIX 965-0HMM 5D XC	



Other

FLEXIBLE STRAP SET 2 PCS

TROLLEY HANDLE KIT

STORAGE L-BOXX KIT W. DUSTBAGS

Option

REMOVABLE CYCLONE D460 FE COMPLETE BIG



Hose Vacuum Cleaner

HOSE CPL ANTISTATIC BLACK

HOSE CPL D32

HOSE D32 1.9M CPL

HOSE D40 2.5M CPL



Tube

EXTENSION TUBE ALUMINIUM

EXTENSION TUBE D32 - SS

EXTENSION TUBE D40 - SS

TELESCOPIC TUBE ALUMINIUM

TELESCOPIC TUBE ACC.

Vac Nozzle Wet

FLOOR NOZZLE D32 RUBBER STRIP

FLOOR NOZZLE D40 RUBBER STRIP

HARDFLOOR NOZZLE 300MM x Ø32MM - KIT

HARDFLOOR NOZZLE 400MM x Ø32MM - KIT

	SALTIX 10	MAXXII 35 WD	MAXXII 55-1 WD	MAXXII 55-2 WD	MAXXII 75-1 WD	MAXXII 75-2 WD	AERO 21-01 PC	AERO 21-01 PC INOX	AERO 21-21 PC	AERO 21-21 PC INOX	AERO 26-01 PC X	AERO 26-21 PC	AERO 26-2L PC	AERO 31-21 PC INOX	ATTIX 30-01	ATTIX 30-01 PC	ATTIX 30-11 PC	ATTIX 30-21 PC	ATTIX 40-01 PC INOX	ATTIX 40-21 PC INOX	ATTIX 50-01 PC	ATTIX 50-21 PC	ATTIX 50-21 PC CLEAN ROOM	
FLEXIBLE STRAP SET 2 PCS																								
TROLLEY HANDLE KIT																								
STORAGE L-BOXX KIT W. DUSTBAGS																								
REMOVABLE CYCLONE D460 FE COMPLETE BIG																								
HOSE CPL ANTISTATIC BLACK		○																						
HOSE CPL D32		●																						
HOSE D32 1.9M CPL		●																						
HOSE D40 2.5M CPL			●	●	●	●																		
EXTENSION TUBE ALUMINIUM		●																						
EXTENSION TUBE D32 - SS			●																					
EXTENSION TUBE D40 - SS			●	●	●	●																		
TELESCOPIC TUBE ALUMINIUM		○																						
TELESCOPIC TUBE ACC.		○																						
FLOOR NOZZLE D32 RUBBER STRIP			○																					
FLOOR NOZZLE D40 RUBBER STRIP				○	○	○	○																	
HARDFLOOR NOZZLE 300MM x Ø32MM - KIT			●																					
HARDFLOOR NOZZLE 400MM x Ø32MM - KIT			○																					

● Standard accessories
○ Supplementary accessories
□ Supplementary and mountable accessories

Accessories	ATTIX 50-21 PC EC	ATTIX 33-01 IC	ATTIX 33-2L IC	ATTIX 33-2L IC MOBILE	ATTIX 44-2L IC	ATTIX 44-2L IC MOBILE	ATTIX 751-11	ATTIX 751-21	ATTIX 761-21 XC	ATTIX 791-21 EC	ATTIX 751-61 LIQUID VAC	ATTIX 751-71 MMF	ATTIX 961-01	ATTIX 965-21 5D XC	ATTIX 115-01	ATTIX 125-01	ATTIX 145-01	ATTIX 155-01	SB STATION	SB TANDEM	ATTIX 33-2H IC	ATTIX 33-2H PC	ATTIX 33-2M IC	ATTIX 33-2M PC	ATTIX 44-2H IC	ATTIX 44-2M IC	ATTIX 761-2M XC	ATTIX 965-0HM 5D XC	Item no.
		○	●	○	●	○															●	●	●	●	●	●			107413553
		○	○	●	○	●															○	○	○	○	○	○			107413552
		○	○	○	○	○															○	○	○	○	○	○			107413554
															●	○	○	○											Z5 60109
																													107415116
																													147 0765 500
																													107407308
																													107407336
																													011 6431 500
																													107407309
																													107407337
																													011 8130 500
																													107403804
																													107407310
																													107407338
																													107416575
																													107416576

● Standard accessories
○ Supplementary accessories
□ Supplementary and mountable accessories



Vac Nozzle Wet

HARDFLOOR NOZZLE 400MM x Ø40MM - KIT

Hard Floor Nozzle

FLOOR NOZZLE D32 BRUSH

FLOOR NOZZLE D40 BRUSH

NOZZLE MULTI SURFACE D32

HARDFLOOR NOZZLE 350MM KIT

HARDFLOOR NOZZLE 495MM KIT

Round Brush Nozzle

BRUSH NOZZLE D32

BRUSH NOZZLE D32

Crevice Nozzle

CREVICE NOZZLE D32

CREVICE NOZZLE D32 L153 BLACK

CREVICE NOZZLE D40

Combination Nozzle

COMBI NOZZLE RD295 D32

COMBI NOZZLE RD295P W.CLIP

Squeegee, Blade, Skirt and Splash Guard

SQUEEGEE COMPLETE ANTHRACIT

HEPA Filter

HEPA FILTER H13

Extension Tube

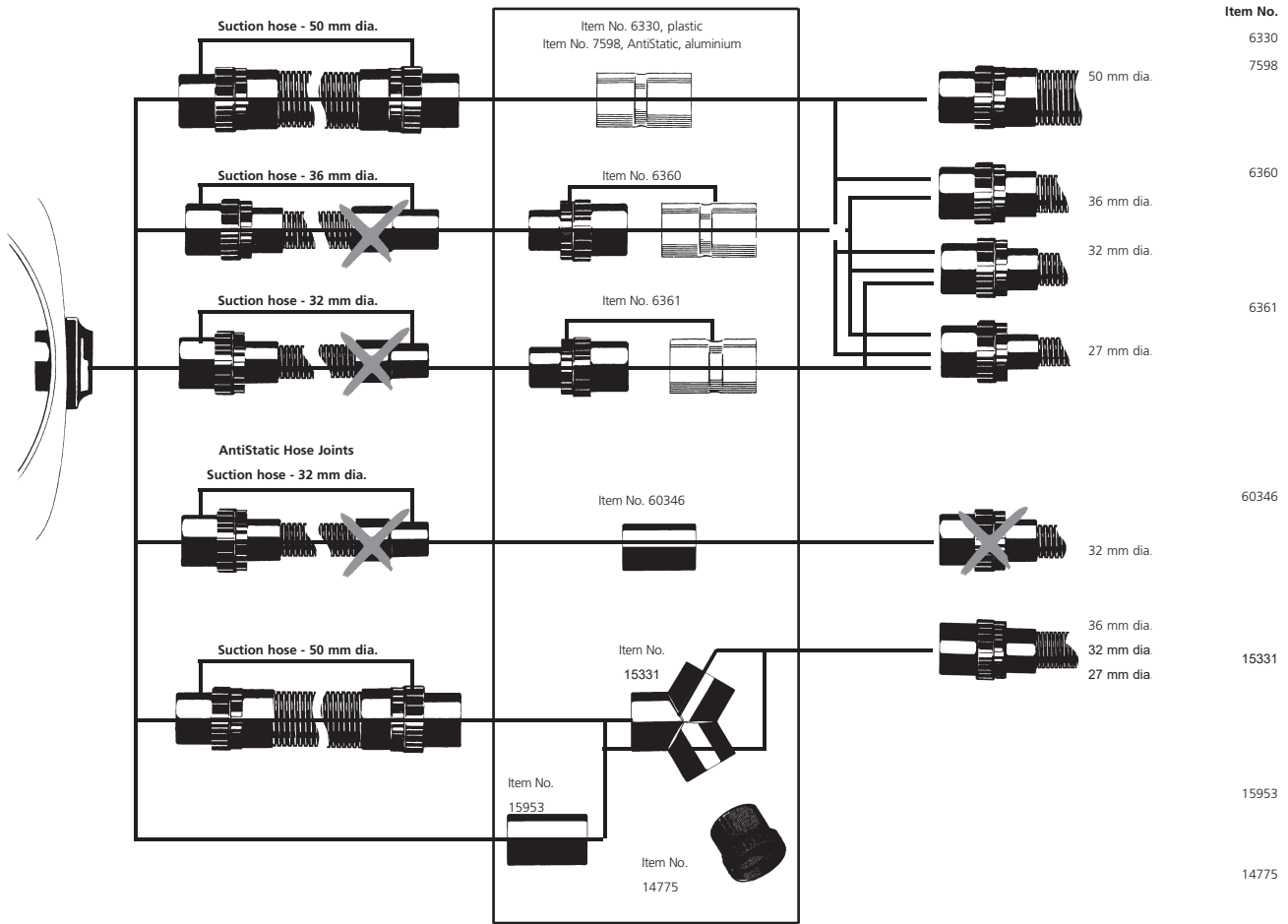
EXTENSION TUBE STEEL D32

	SALTIX 10	MAXXII 35 WD	MAXXII 55-1 WD	MAXXII 55-2 WD	MAXXII 75-1 WD	MAXXII 75-2 WD	AERO 21-01 PC	AERO 21-01 PC INOX	AERO 21-21 PC	AERO 21-21 PC INOX	AERO 26-01 PC X	AERO 26-21 PC	AERO 26-2L PC	AERO 31-21 PC INOX	ATTIX 30-01	ATTIX 30-01 PC	ATTIX 30-11 PC	ATTIX 30-21 PC	ATTIX 40-01 PC INOX	ATTIX 40-21 PC INOX	ATTIX 50-01 PC	ATTIX 50-21 PC	ATTIX 50-21 PC CLEAN ROOM
HARDFLOOR NOZZLE 400MM x Ø40MM - KIT			●	●	●	●																	
FLOOR NOZZLE D32 BRUSH		●																					
FLOOR NOZZLE D40 BRUSH			●	●	●	●																	
NOZZLE MULTI SURFACE D32	●																						
HARDFLOOR NOZZLE 350MM KIT	○																						
HARDFLOOR NOZZLE 495MM KIT	○																						
BRUSH NOZZLE D32	●																						
BRUSH NOZZLE D32		●																					
CREVICE NOZZLE D32		●																					
CREVICE NOZZLE D32 L153 BLACK	●																						
CREVICE NOZZLE D40			●	●	●	●																	
COMBI NOZZLE RD295 D32	○																						
COMBI NOZZLE RD295P W.CLIP	○																						
SQUEEGEE COMPLETE ANTHRACIT			○	○	○	○																	
HEPA FILTER H13	●																						
EXTENSION TUBE STEEL D32	○																						

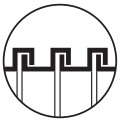
● Standard accessories
○ Supplementary accessories
□ Supplementary and mountable accessories

Accessories	Item no.
ATTIX 50-21 PC EC	107416577
ATTIX 33-01 IC	
ATTIX 33-2L IC	
ATTIX 33-2L IC MOBILE	
ATTIX 44-2L IC	
ATTIX 44-2L IC MOBILE	
ATTIX 751-11	
ATTIX 751-21	
ATTIX 761-21 XC	
ATTIX 791-21 EC	
ATTIX 751-61 LIQUID VAC	
ATTIX 751-71 MMF	
ATTIX 961-01	
ATTIX 965-21 5D XC	
ATTIX 115-01	
ATTIX 125-01	
ATTIX 145-01	
ATTIX 155-01	
5B STATION	
5B TANDEM	
ATTIX 33-2H IC	
ATTIX 33-2H PC	
ATTIX 33-2M IC	
ATTIX 33-2M PC	
ATTIX 44-2H IC	
ATTIX 44-2M IC	
ATTIX 761-2M XC	
ATTIX 965-0HM 5D XC	
	107413080
	107413081
	140 8244 500
	107407312
	107407334
	147 0146 500
	107408850
	140 8492 520
	107417790
	107407051
	147 1250 500
	140 8246 040

Hose connection and distributors – EXCEPT Type 22 Vacuums



Suction hoses



Universal

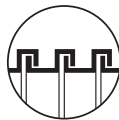
Colour: Silver metallic, Ø27, Ø32, Ø36, Ø38, Ø50
To use: Temperature at -50 to +60°C

Antistatic

Colour: Black, Ø27, Ø32, Ø36, Ø50
To use: Temperature at -50 to +60°C

Oil-resistant

Colour: Brown, Ø36, Ø50
To use: Temperature at -60 to +120°C (short term +150°C)
Bend radius: Ø27 r = 60 mm, Ø32 r = 70 mm, Ø36 r = 75 mm, Ø50 r = 120 mm



Heat-resistant

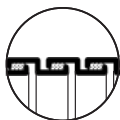
Colour: Brown, Ø36, Ø50
To use: Temperature at -60 to +120°C (short term +150°C)
Bend radius: Ø36 r = 75 mm, Ø50 r = 120 mm



Chips, abrasive

Colour: Transparent, Ø50
To use: Temperature at -40 to +90°C (short term +125°C)

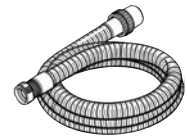
Bend radius: Ø60 r = 60 mm
Special for metal shavings, glass, sliver and other materials, oil-resistant, antistatic, aluminium sleeves and steel wire coil



Metal

Colour: Galvanized, Ø50
To use: Temperature at -50 to +120°C
Bend radius: r = 180 mm
High wear-resistant. Not suitable for acid and lye.

Suction hose systems – EXCEPT Type 22 Vacuums



Lengths as required		Nozzle side sleeve		By the metre – max 20 m		Vacuum side sleeve		Complete	
			Item No.		Item No.		Item No.	Length m	Item No.
System 70	Universal		42419	34947***		34955			
System 50	Universal		15101	11984		15101	1.75		19930
	Oil-resistant		15101	14238		15101	4		15358
	Heat-resistant		7162	14238		7162	4		6468
	Antistatic		15811	7599		15811	4		11061
	Chips		33435	15309		14630	4		15815
	Metal						4		15182
							4		15013
System 38	Universal		302002887	107400052 (only available in roll of 20 m)		107400049	4		302002796
	Antistatic		107410009			107401525	5		107401368
			107417868*						
System 36	Universal		11597	11985		15102	3		15805
			107417867*	11985		15102	3		46948*
							4		25537*
	Oil-resistant		46690*	6429		15102	3.5		302001677*
	Heat-resistant		7674**	6429		7673	4		6070**
	Anti-kink spring		14194**						
	AntiStatic		107417867*	15312		15812	3		60781*
							4		63209*
							5		302001682*
							4		107413544*
			14243	15312		15812	4		15311
	Electric tool					Type 22	43960		
		Connection DN 33-36		48070					
		DIN 44717, DN 35-40 AS		48750					
System 32	Universal		107417866*	14240****		15103			
	Hand tube		60911	14240****		15103	3		302000473
	Antistatic		107417866*			30928	4		107413543*
	Electric tool		107404564	43502		30928	5		30657
System 27	Universal		107404520	15307		15104	3.5		14289
	Antistatic		107404520	15326		15369	3.5		107406091

* Quick system for curved hand tube 46691/302000528 or adapter

** Only for oven and pipe cleaning

*** Max. 10 m

**** Max. 20 m

AS = Antistatic



Build to pick-up combustible/flammable dust in ATEX Zone 22

- Approved for cleaning and dust extraction in ATEX Zone 22 environments with explosive dust
- Brushless long life EC motors for ignition source-free performance
- High quality stainless steel container
- Washable PET fleece filter with minimum 99.9% filtration efficiency
- A full range of TYPE 22 accessories is available to tailor your machine to your application

The ATTIX 40 TYPE 22 and ATTIX 7 TYPE 22 machines are powerful vacuum cleaners with stainless steel containers approved to be used for both M-class dust and ATEX Zone 22 environments. The build-in FlowSensor and acoustic warning signal monitors air speed in the suction hose to make sure that it does go below the minimum 20 m/s. The perfect concept for Industrial use where safety is a must.



TECHNICAL DATA	ATTIX 40-0M PC TYPE 22	ATTIX 791-2M/B1
Airflow rate (l/min.)	3200	3800
Vacuum (mbar/kPa)	230/23	250/25
Power Pmax (W)	1400	1500
Power Pic (W)	1100	1200
Working sound level (dB(A))	60	59
Container volume (l-max)	37	70
Mains connection (V~/Hz/A)	230/1/50-60/16	230/1/50-60/16
Length x width x height (mm)	450x440x750	605x580x970
Weight (kg)	13	25
El cable (m)	7.5	7.5
Main filter type	PET	PET
Filter cleaning system	Push&Clean	
FEATURES		
Softstart	•	•
Anti-static system	•	•
Motor speed control		•
Automatic On/Off-elec. tools		•
Brushless longlife 1-ph. motor	•	•
Extra socket for tool		•
Fleece filter bag 1 pcs	•	•
STANDARD EQUIPMENT		
HOSE 27X3500 CONDUCTIVE TYPE22		107404779
HOSE Ø36X4000MM W COUPLING TYPE 22	44193	
TOOL ADAPTER D27/36-24 TYPE 22		107404521
CURVED HAND TUBE TYPE22 Ø36MM SS	44188	
DIAGONAL TUBE NOZZLE TYPE22 Ø36 RUBBER	302000227	
FILTER ELEMENT Ø185X140 PET M-CLASS	302000490	302000490
MOTOR COOLING AIR FILTER		302000491
MOTOR COOLING FILTER KIT	302003721	
ITEM NO.	107400410	302001537



Build to pick-up combustible/flammable dust in ATEX Zone 22

- Approved for cleaning and dust extraction in ATEX Zone 22 environments with explosive dust
- Dual brushless long life EC motors for ignition-source-free performance
- High quality stainless steel container with steel chassis
- Big surface H-Class filter for high efficiency and low maintenance costs
- A full range of Type 22 accessories is available to tailor your machine to your application


The ATTIX 995 H/M TYPE 22 is a powerful two-motor vacuum cleaner approved to be used for both M- and H-Class dust and ATEX Zone 22 environments. Featuring XtremeClean automatic filter cleaning and a stainless steel SitDown container. The build-in Flow-Sensor and acoustic warning signal monitors air speed in the suction hose to make sure that it does go below the minimum 20 m/s. The perfect concept for Industrial use where safety is a must.



TECHNICAL DATA

ATTIX 995-0H/M SD XC TYPE 22

Airflow rate (l/min.)	2 x 3200
Vacuum (mbar/kPa)	230/23
Power Pmax (W)	2 x 1400
Power Pic (W)	2 x 1100
Working sound level (dB(A))	67
Container volume (l-max)	50
Mains connection (V~/Hz/A)	230/1/50-60/16
Length x width x height (mm)	615x690x990
Weight (kg)	45
El cable (m)	10
Main filter type	H-class
Filter cleaning system	XtremeClean
FEATURES	
Softstart	•
Anti-static system	•
Brushless longlife 1-ph. motor	•
Release container system	•
Disposal bag 1 pcs	•
Safety filter bag 1 pcs	•
STANDARD EQUIPMENT	
FILTER ELEMENT D275X187 H-CLASS	107400564
MOTOR COOLING AIR FILTER ATTIX9/IVB9	107400041
ITEM NO.	302002904



43245

System TYPE 22 (ATEX) Hose Vacuum Cleaner

HOSE 27X3500 CONDUCTIVE TYPE22

ATTIX 40-0M PC TYPE 22

ATTIX 791-2M/BI

ATTIX 995-0MM SD XC TYPE 22

Item no.

○ ● ○ ○ ○ 107404779

HOSE Ø50X4000MM CONDUCTIVE TYPE 22

○

○

○

43245

HOSE Ø50X4000MM CHIP TYPE 22

○

○

○

42825

HOSE Ø50X8000MM CHIP TYPE 22

○

○

○

63710

HOSE Ø36X4000MM W COUPLING TYPE 22

●

○

○

44193

TOOL ADAPTER D27/36-24 TYPE 22

○

●

107404521

System TYPE 22 (ATEX) Tube/Nozzle

EXTENSION TUBE TYPE22 Ø36X950MM SS

○

○

○

46982

CURVED EXTENSION TUBE TYPE22 Ø50x1100 S

○

○

○

33609

CURVED HAND TUBE TYPE22 Ø36MM SS

●

○

○

44188

DIAGONAL TUBE NOZZLE TYPE22 Ø36 RUBBER

●

○

○

302000227

DIAGONAL TUBE NOZZLE TYPE22 Ø50 RUBBER

○

○

○

42836

CREVICE NOZZLE TYPE 22 Ø36 L290MM PLAST

○

○

○

44192

CREVICE NOZZLE TYPE22 Ø50X350 PE

○

○

○

42837

PIPE CLEAN NOZZLE TYPE22 Ø36 R70-120MM

○

○

○

48066

PIPE CLEAN NOZZLE TYPE22 Ø36 R120-200MM

○

○

○

48067

FLOOR NOZZLE TYPE22 Ø36X450MM

○

○

○

302000369

FLOOR NOZZLE TYPE22 Ø 50X500MM

○

○

○

42834

BRUSH NOZZLE TYPE22 Ø36X230MM PE


○

○

○


44191

- Standard accessories
- Supplementary accessories
- Supplementary and mountable accessories



	ATTIX 40-0M PC TYPE 22	ATTIX 791-2M/B1	ATTIX 995-0HM 5D XC TYPE 22	Item no.
System TYPE 22 (ATEX) Tube/Nozzle				
ROUND BRUSH NOZZLE TYPE22 Ø 50MM	○	○	○	42831
FLAT NOZZLE TYPE22 Ø50MM RUBBER	○	○	○	42839
COARSE DIRT NOZZLE TYPE22 Ø50x200MM ALU	○	○	○	42835
System 50 Vac Floor Nozzle				
FIXED FLOOR NOZZLE Ø50X600MM ALU		○	○	302001481
Safety Filter Bag				
SAFETY FILTER BAG ATTIX 40/50 SET5	○			107400236
SAFETY FILTER BAG ATTIX/IVB 7 SET5		○		302001486
SAFETY FILTER BAG ATTIX/IVB 9 SET5			○	302003473
Filter				
FILTER ELEMENT Ø185X140 PET M-CLASS	●	●		302000490
FILTER ELEMENT D275X187 H-CLASS			●	107400564
Filter Bag				
FLEECE FILTER BAG PU 5 PCS		○		302002892
FLEECE FILTER BAG 5 PCS ATTIX 40/50	○			302004004
FILTER BAG ATTIX 7 5 PCS		○		302001484
Disposal Bag				
DISPOSAL BAG ATTIX 3/30/40 5 PCS	○			302000804
DISPOSAL BAG ATTIX 7 5 PCS		○	○	302001480
DISPOSAL BAG FOR FILTER E LEMENT	○	○		30082
Special Filter				
MOTOR COOLING AIR FILTER		●		302000491
MOTOR COOLING FILTER KIT	●			302003721

● Standard accessories
 ○ Supplementary accessories
 □ Supplementary and mountable accessories



	ATTIX 40-0M PC TYPE 22	ATTIX 791-2M/B1	ATTIX 995-0HMM 3D XC TYPE 22	Item no.
Special Filter				
MOTOR COOLING AIR FILTER ATTIX9/IVB9			●	107400041
FILTER FOR MOTOR COOLING 30/40/50	○			107400453
Other				
AIRBOX 230/1/50 EU		○		302001192
FORKLIFT ACCESSORY			○	302002622
ACCESSORY BASKET			○	302002624
Exhaust Air Collector				
EXHAUST AIR COLLECTOR	○			302003717
EXHAUST FITTING KIT D50 ATTIX 9			○	107409036
Vacuum Accessory Set				
TYPE 22 VACUUM SET Ø36MM 6-PCS	○	○	○	48907





产品名称: 赖氨酸硫酸盐 55% (饲料级)
Product Name: L-Lysine sulphate 55% (Feed Grade)

净重: 850KG
Net weight: 850KG

21084-0408001

51

Push Clean

Zone 22



The private customer



The light entry-level, high-pressure washer that will power up your basic outdoor cleaning

- The lightest Nilfisk. 100 bar max pressure.
- Aluminum pump for high durability.
- Handles mildly dirty surfaces up to 25 m²/ hour.
- Choice of Tornado or Powerspeed (high impact) nozzles.
- 5m high-pressure hose.
- Click&Clean connectivity for accessories.
- Compact and easy to use, move around and store.

This light, compact and easy to handle Nilfisk high-pressure washer is ideal for basic garden cleaning. It offers a maximum pressure of 100 bar - which is enough to be efficient on mildly dirty surfaces.



TECHNICAL DATA	C 100.7-5 - EU
Pump pressure (bar/MPa)	Max 100 / Max 10
Water flow Qmax/Qiec (l/h)	440 / 320
Max. inlet temperature (°C)	40
Rated power (kW)	1.3
Weight (kg)	5.1
Hose length (m)	5
Cable length (m)	5
Length x width x height (cm)	20 x 30 x 46
Voltage/phase/frequency/current (V~/HZ/A)	220 - 240 / 1~/50 /6.0
FEATURES	
Aluminium pump	•
Lance and spray gun storage	•
Click&Clean (C&C) nozzle concept	•
Gun with quick connection and swivel	•
Automatic start/stop	•
STANDARD EQUIPMENT	
HOSE 5M	126481137
G1 GUN NILFISK	128500908
FOAMSPRAYER WITH BOTTLE	128500077
G2 C&C SPRAY LANCE	128500073
C&C POWERSPEED	128500298
TORNADO G2 TURQUOISE	126481122
ITEM NO.	128470902




The compact and highly manoeuvrable high pressure washer for basic outdoor cleaning tasks

- 110 bar max pressure. Aluminum pump for high durability.
- Handles mildly dirty surfaces up to 25 m²/ hour.
- Choice of Tornado or Powerspeed (high impact) nozzles.
- 5m high-pressure hose.
- Click&Clean connectivity for accessories.
- Compact and easy to use, move around and store.
- The X-TRA model features a built-in trolley for increased mobility.

This light, compact and easy to handle Nilfisk high-pressure washer is ideal for basic garden cleaning. It offers a maximum pressure of 110 bar - which is enough to be efficient on light to moderately dirty surfaces.



TECHNICAL DATA	C 110.7-5 EU	C 110.7-5 PC X-TRA EU	C 110.7-5 X-TRA EU
Pump pressure (bar/MPa)	Max 110/ Max 11	Max 110/ Max 11	Max 110/ Max 11
Water flow Qmax/Qiec (l/h)	440 / 310	440 / 310	440 / 310
Max. inlet temperature (°C)	40	40	40
Rated power (kW)	1.4	1.4	1.4
Weight (kg)	6	6	6
Hose length (m)	5	5	5
Cable length (m)	5	5	5
Length x width x height (cm)	26 x 29.5 x 66	26 x 29.5 x 66	26 x 29.5 x 66
Voltage/phase/frequency/current (V~/HZ/A)	220 - 240 / 1~/ 6.0	220 - 240 / 1~/ 6.0	220 - 240 / 1~/ 6.0
FEATURES			
Trolley		•	•
Aluminium pump	•	•	•
Lance and spray gun storage	•	•	•
Click&Clean (C&C) nozzle concept	•	•	•
Gun with quick connection and swivel	•	•	•
Automatic start/stop	•	•	•
STANDARD EQUIPMENT			
HOSE 5M	126481137	126481137	126481137
G1 GUN NILFISK	128500908	128500908	128500908
FOAMSPRAYER WITH BOTTLE	128500077	128500077	128500077
G2 C&C SPRAY LANCE	128500073	128500073	128500073
COMPACT PATIO		128500700	
TORNADO G2 TURQUOISE	126481122	126481122	126481122
ITEM NO.	128470920	128471000	128470921



The compact and highly manoeuvrable high pressure washer. With added power for occasional cleaning

- 120 bar max pressure. Aluminum pump for high durability.
- Handles mildly dirty surfaces up to 30 m²/ hour.
- Choice of Tornado PR (pressure regulation) or Powerspeed (high impact) nozzles. 6m high-pressure hose.
- Click&Clean connectivity for accessories.
- Compact and easy to use, move around and store.
- The X-TRA model features a built-in trolley for increased mobility.

This light, compact and easy to handle Nilfisk high-pressure washer is ideal for basic garden cleaning. It offers a maximum pressure of 120 bar - which is enough to be efficient on light to moderately dirty surfaces.



TECHNICAL DATA	C 120.7-6 EU
Pump pressure (bar/MPa)	Max 120 / Max 12
Water flow Qmax/Qiec (l/h)	440 / 310
Max. inlet temperature (°C)	40
Rated power (kW)	1.4
Weight (kg)	6.2
Hose length (m)	6
Cable length (m)	5
Length x width x height (cm)	26 x 29.5 x 71
Voltage/phase/frequency/current (V~/HZ/A)	220 - 240 / 1~ / 50 / 6.2
FEATURES	
Trolley	•
Aluminium pump	•
Lance and spray gun storage	•
Click&Clean (C&C) nozzle concept	•
Gun with quick connection and swivel	•
Automatic start/stop	•
STANDARD EQUIPMENT	
HOSE 6M	126481138
G1 GUN NILFISK	128500908
FOAMSPRAYER WITH BOTTLE	128500077
G2 C&C SPRAY LANCE	128500073
COMPACT PATIO	
DRAIN AND TUBE 8M	
PR TORNADO DARK BLUE	126481120
FIXED BRUSH SHORT NILFISK SP	
ITEM NO.	128470930




The handy high pressure washer with plenty of power. The best for basic outdoor cleaning task

- 125 bar max pressure
- Aluminum pump for high durability
- Handles moderate to tough dirt on surfaces up to 30 m²/ hour
- Choice of Tornado PR (pressure regulation) or Powerspeed (high impact) nozzles
- 6m high-pressure hose
- Click&Clean connectivity for accessories
- Compact and easy to use, move around and store
- The X-TRA model features a built-in trolley for increased mobility

The best performing model of the compact high pressure washers. It offers a maximum pressure of 125 bar and increased waterflow - ideal for cleaning moderate to tough dirt from surfaces.



TECHNICAL DATA	C 125.7-6 X-TRA EU
Pump pressure (bar/MPa)	Max 125 / Max 12,5
Water flow Qmax/Qiec (l/h)	460 / 320
Max. inlet temperature (°C)	40
Rated power (kW)	1.5
Weight (kg)	6.6
Hose length (m)	6
Cable length (m)	5
Length x width x height (cm)	27 x 30 x 82
Voltage/phase/frequency/current (V~/HZ/A)	220 - 240 / 1~ / 50 / 6.4
FEATURES	
Trolley	•
Hose reel	•
Aluminium pump	•
Lance and spray gun storage	•
Click&Clean (C&C) nozzle concept	•
Gun with quick connection and swivel	•
Automatic start/stop	•
STANDARD EQUIPMENT	
HOSE 6M	126481138
G1 GUN NILFISK	128500908
FOAMSPRAYER WITH BOTTLE	128500077
G2 C&C SPRAY LANCE	128500073
COMPACT PATIO	
DRAIN AND TUBE 8M	
C&C POWERSPEED	128500298
PR TORNADO DARK BLUE	126481120
FIXED BRUSH SHORT NILFISK SP	
ITEM NO.	128470951



The handy all-round, high-pressure washer. With full power flexibility and extra tough induction motor for frequent or larger cleaning tasks.

- 135 max pressure.
- Sturdy design with aluminum pump and long-life induction motor.
- Handles moderate to tough dirt on surfaces up to 30 m²/ hour.
- Automatic start/ stop system.
- Low noise.
- Trolley for high mobility.
- 6 or 8m high-pressure hose
- Hose reel for convenient storage of hose.
- Easy storage of gun, lance, nozzle and foam sprayer.
- Click&Clean connectivity for quick and easy change of nozzles.

This high-pressure washer offers great performance and durability with a long lasting induction motor. It easily handles larger and frequent cleaning tasks and ranges from the gentle cleaning of more soft or sensitive surfaces to blasting away ingrained dirt.



TECHNICAL DATA	C 135.1-6i PAD X-TRA EU	C 135.1-8i PAD X-TRA EU	C 135.1-8i X-TRA EU
Pump pressure (bar/MPa)	Max 135 / max 13.5	Max 135 / max 13.5	Max 135 / max 13.5
Water flow Qmax/Qiec (l/h)	440/ 380	440/ 380	440/ 380
Max. inlet temperature (°C)	40	40	40
Rated power (kW)	1.7	1.7	1.7
Weight (kg)	15.8	15.8	15.8
Hose length (m)	6	8	8
Cable length (m)	5	5	5
Length x width x height (cm)	30.5 x 29.5 x 88.5	30.5 x 29.5 x 88.5	30.5 x 29.5 x 88.5
Voltage/phase/frequency/current (V~/HZ/A)	230 / 1~ / 50 / 7.4	230 / 1~ / 50 / 7.4	230 / 1~ / 50 / 7.4
FEATURES			
Trolley	•	•	•
Cable holder	•	•	•
Hose reel	•	•	•
Aluminium pump	•	•	•
Lance and spray gun storage	•	•	•
Automatic start/stop	•	•	•
Pressure regulation in nozzle	•	•	•
STANDARD EQUIPMENT			
8M STANDARD HOSE		128500080	128500080
HOSE 6M	126481138		
FOAMSPRAYER WITH BOTTLE	128500077	128500077	128500077
G3 GUN WITH INTERMEDIATE TUBE	126481132	126481132	126481132
G3 LANCE COMPLETE	126481134	126481134	126481134
PATIO CLEANER	128500702	128500702	
DRAIN AND TUBE 8M	128500461	128500461	
PR TORNADO TURQUOISE	126481118	126481118	126481118
POWER SPEED NOZZLE	128501153	128501153	128501153
FIXED BRUSH SHORT NILFISK SP	128500685	128500685	
ITEM NO.	128471204	128471206	128471172



The powerful and handy high-pressure washer for basic use

- 125 max pressure
- Long life metal pump
- Cleaning speed index: 35
- Automatic start/stop system
- Gentle & Rough nozzles system with user guidance
- Trolley for high mobility
- Click&Clean connectivity for quick and easy change of accessories
- Hose Pocket
- Quick Connect
- 5m Ultraflex hose
- Nozzle user guide

This elegant Nilfisk high pressure washer easily handles your cleaning tasks.



TECHNICAL DATA	Core 125-5 Car wash EU	Core 125-5 Home EU	Core 125-5 PCA EU	Core 125-5 PC EU	Core 125-5 EU
Pump pressure (bar/MPa)	Max 125	Max 125	Max 125	Max 125	Max 125
Water flow Qmax/Qiec (l/h)	438/312	438/312	438/312	438/312	438/312
Max. inlet temperature (°C)	40	40	40	40	40
Rated power (kW)	1.4	1.4	1.4	1.4	1.4
Weight (kg)	6.4	6.4	6.4	6.4	6.4
Hose length (m)	5	5	5	5	5
Cable length (m)	5	5	5	5	5
Length x width x height (cm)	71.7 x 29 x 30	71.7 x 29 x 30	71.7 x 29 x 30	71.7 x 29 x 30	71.7 x 29 x 30
Voltage/phase/frequency/current (V~/HZ/A)	220 - 240 / 1~/50-60 / 5.8	220 - 240 / 1~/50-60 / 5.8	220 - 240 / 1~/50-60 / 5.8	220 - 240 / 1~/50-60 / 5.8	220 - 240 / 1~/50-60 / 5.8
FEATURES					
Trolley	•	•	•	•	•
Hose reel	•	•	•	•	•
Storage of accessories	•	•	•	•	•
Cable storage	•	•	•	•	•
Gun with quick connection and swivel	•	•	•	•	•
Hose and cable holder	•	•	•	•	•
Pressure regulation in nozzle	•	•	•	•	•
STANDARD EQUIPMENT					
G1 GUN NILFISK	128500908	128500908	128500908	128500908	128500908
POWER SPEED NOZZLE	128501153	128501153	128501153	128501153	128501153
C&C TORNADO PR EXCELLENT	128500303	128500303	128500303	128500303	128500303
FOAMSPRAYER WITH BOTTLE	128500077	128500077	128500077	128500077	128500077
COMPACT PATIO		128500700	128500700	128500700	
ITEM NO.	128471253	128471252	128471251	128471250	128471289



The powerful and handy high-pressure washer for basic use with powercontrol

- 130 max pressure
- Long life metal pump
- Cleaning speed index: 35
- Automatic start/stop system
- Gentle & Rough nozzles system with user guidance
- Trolley for high mobility
- Click&Clean connectivity for quick and easy change of accessories
- Hose Pocket
- Quick Connect
- 6m Ultraflex hose
- Nozzle user guide
- Power Control

This elegant Nilfisk high pressure washer with power control for adjustable water pressure easily handles your cleaning tasks.



TECHNICAL DATA	Core 130-6 PC - Garden & Carwash	Core 130-6 PC - Garden EU	Core 130-6 PC - Car wash EU	Core 130-6 PC - Home EU	Core 130-6 PC - PCA EU	Core 130-6 PC - PC EU	Core 130-6 PC EU
Pump pressure (bar/MPa)	Max 130 / max 13	Max 130 / max 13	Max 130 / max 13	Max 130 / max 13	Max 130 / max 13	Max 130 / max 13	Max 130 / max 13
Water flow Qmax/Qiec (l/h)	462 / 324	462 / 324	462 / 324	462 / 324	462 / 324	462 / 324	462 / 324
Max. inlet temperature (°C)	40	40	40	40	40	40	40
Rated power (kW)	1.5	1.5	1.5	1.5	1.5	1.5	1.5
Weight (kg)	6.6	6.6	6.6	6.6	6.6	6.6	6.6
Hose length (m)	6	6	6	6	6	6	6
Cable length (m)	5	5	5	5	5	5	5
Length x width x height (cm)	71.7 x 29 x 30	71.7 x 29 x 30	71.7 x 29 x 30	71.7 x 29 x 30	71.7 x 29 x 30	71.7 x 29 x 30	71.7 x 29 x 30
Voltage/phase/frequency/current (V~/HZ/A)	220 - 240 / 1~/50-60 / 6.5	220 - 240 / 1~/50-60 / 6.5	220 - 240 / 1~/50-60 / 6.5	220 - 240 / 1~/50-60 / 6.5	220 - 240 / 1~/50-60 / 6.5	220 - 240 / 1~/50-60 / 6.5	220 - 240 / 1~/50-60 / 6.5
FEATURES							
Trolley	•	•	•	•	•	•	•
Hose reel	•	•	•	•	•	•	•
Storage of accessories	•	•	•	•	•	•	•
Cable storage	•	•	•	•	•	•	•
Gun with quick connection and swivel	•	•	•	•	•	•	•
Hose and cable holder	•	•	•	•	•	•	•
Pressure regulation in nozzle	•	•	•	•	•	•	•
STANDARD EQUIPMENT							
G1 GUN NILFISK	128500908	128500908	128500908	128500908	128500908	128500908	128500908
POWER SPEED NOZZLE	128501153	128501153	128501153	128501153	128501153	128501153	128501153
C&C TORNADO	128500076	128500076	128500076	128500076	128500076	128500076	128500076
FOAMSPRAYER WITH BOTTLE	128500077	128500077	128500077	128500077	128500077	128500077	128500077
G2 C&C SPRAY LANCE	128500073	128500073	128500073	128500073	128500073	128500073	128500073
ITEM NO.	128471262	128471261	128471260	128471259	128471258	128471257	128471256



The powerful high-pressure washer with in-hand powercontrol for allround use

- 140 max pressure
- Long life metal pump
- Cleaning speed index: 40
- Automatic start/stop system
- Gentle & Rough nozzles system with user guidance
- Trolley for high mobility
- Click&Clean connectivity for quick and easy change of accessories
- Internal Hose reel
- 8m Ultraflex hose
- Nozzle user guide
- In Hand Power Control

This powerful Nilfisk high pressure washer with in hand power control for adjustable water pressure while cleaning easily handles your cleaning tasks.



TECHNICAL DATA	Core 140-8 PowerControl IH - Premium car	Core 140-8 PowerControl IH - Car wash EU	Core 140-8 PowerControl IH - PDB EU	Core 140-8 PowerControl IH - PAD EU	Core 140-8 PowerControl IH - Home EU	Core 140-8 PowerControl IH - PCA EU	Core 140-8 PowerControl IH EU
Pump pressure (bar/MPa)	Max 140 / max 14	Max 140 / max 14	Max 140 / max 14	Max 140 / max 14	Max 140 / max 14	Max 140 / max 14	Max 140 / max 14
Water flow Qmax/Qiec (l/h)	474/348	474/348	474/348	474/348	474/348	474/348	474/348
Max. inlet temperature (°C)	40	40	40	40	40	40	40
Rated power (kW)	1.8	1.8	1.8	1.8	1.8	1.8	1.8
Weight (kg)	9.2	9.2	9.2	9.2	9.2	9.2	9.2
Hose length (m)	8	8	8	8	8	8	8
Cable length (m)	5	5	5	5	5	5	5
Length x width x height (cm)	88.2 x 37.1 x 30	88.2 x 37.1 x 30	88.2 x 37.1 x 30	88.2 x 37.1 x 30	88.2 x 37.1 x 30	88.2 x 37.1 x 30	88.2 x 37.1 x 30
Voltage/phase/frequency/current (V~/HZ/A)	230 - 240 / 1~/50-60 / 7	230 - 240 / 1~/50-60 / 7	230 - 240 / 1~/50-60 / 7	230 - 240 / 1~/50-60 / 7	230 - 240 / 1~/50-60 / 7	230 - 240 / 1~/50-60 / 7	230 - 240 / 1~/50-60 / 7
FEATURES							
Trolley	•	•	•	•	•	•	•
Hose reel	•	•	•	•	•	•	•
Storage of accessories	•	•	•	•	•	•	•
Cable storage	•	•	•	•	•	•	•
Gun with quick connection and swivel	•	•	•	•	•	•	•
Hose and cable holder	•	•	•	•	•	•	•
Pressure regulation in nozzle	•	•	•	•	•	•	•
STANDARD EQUIPMENT							
POWER SPEED NOZZLE	128501153	128501153	128501153	128501153	128501153	128501153	128501153
C&C TORNADO	128500076	128500076	128500076	128500076	128500076	128500076	128500076
FOAMSPRAYER WITH BOTTLE	128500077	128500077	128500077	128500077	128500077	128500077	128500077
CLEANING TOOL BLACK	6520844	6520844	6520844	6520844	6520844	6520844	6520844
G3 GUN WITH INTERMEDIATE TUBE	126481132	126481132	126481132	126481132	126481132	126481132	126481132
G3 LANCE	126481134	126481134	126481134	126481134	126481134	126481134	126481134
ITEM NO.	128471278	128471277	128471276	128471275	128471274	128471273	128471271



The powerful and easy to handle high-pressure washer for allround use

- 140 max pressure
- Long life metal pump
- Cleaning speed index: 40
- Automatic start/stop system
- Gentle & Rough nozzles system with user guidance
- Trolley for high mobility
- Click&Clean connectivity for quick and easy change of accessories
- Internal Hose reel
- 6m Ultraflex hose
- Nozzle user guide
- Power Control

This powerful Nilfisk high pressure washer with power control for adjustable water pressure easily handles your cleaning tasks.



TECHNICAL DATA	Core 140-6 Power-Control - Premium car wash	Core 140-6 Powercontrol - Premium carwash	Core 140-6 PowerControl - Car wash EU	Core 140-6 PowerControl - PDB EU	Core 140-6 PowerControl - PAD EU	Core 140-6 PowerControl - Home EU	Core 140-6 PowerControl - PCA EU	Core 140-6 PowerControl EU
Pump pressure (bar/MPa)	Max 140 / max 14	Max 140 / max 14	Max 140 / max 14	Max 140 / max 14	Max 140 / max 14	Max 140 / max 14	Max 140 / max 14	Max 140 / max 14
Water flow Qmax/Qiec (l/h)	474 / 348	474 / 348	474 / 348	474 / 348	474 / 348	474 / 348	474 / 348	474 / 348
Max. inlet temperature (°C)	40	40	40	40	40	40	40	40
Rated power (kW)	1.8	1.8	1.8	1.8	1.8	1.8	1.8	1.8
Weight (kg)	8,7	8,7	8,7	8,7	8,7	8,7	8,7	8,7
Hose length (m)	6	6	6	6	6	6	6	6
Cable length (m)	5	5	5	5	5	5	5	5
Length x width x height (cm)	88.2 x 37.1 x 30	88.2 x 37.1 x 30	88.2 x 37.1 x 30	88.2 x 37.1 x 30	88.2 x 37.1 x 30	88.2 x 37.1 x 30	88.2 x 37.1 x 30	88.2 x 37.1 x 30
Voltage/phase/frequency/current (V~/HZ/A)	220 - 240 / 1~/ 50-60 / 7	220 - 240 / 1~/ 50-60 / 7	220 - 240 / 1~/ 50-60 / 7	220 - 240 / 1~/ 50-60 / 7	220 - 240 / 1~/ 50-60 / 7	220 - 240 / 1~/ 50-60 / 7	220 - 240 / 1~/ 50-60 / 7	220 - 240 / 1~/ 50-60 / 7
FEATURES								
Trolley	•	•	•	•	•	•	•	•
Hose reel	•	•	•	•	•	•	•	•
Storage of accessories	•	•	•	•	•	•	•	•
Cable storage	•	•	•	•	•	•	•	•
Gun with quick connection and swivel	•	•	•	•	•	•	•	•
Hose and cable holder	•	•	•	•	•	•	•	•
Pressure regulation in nozzle	•	•	•	•	•	•	•	•
STANDARD EQUIPMENT								
POWER SPEED NOZZLE	128501153	128501153	128501153	128501153	128501153	128501153	128501153	128501153
C&C TORNADO	128500076	128500076	128500076	128500076	128500076	128500076	128500076	128500076
FOAMSPRAYER WITH BOTTLE	128500077	128500077	128500077	128500077	128500077	128500077	128500077	128500077
CLEANING TOOL BLACK	6520844	6520844	6520844	6520844	6520844	6520844	6520844	6520844
G3 GUN WITH INTERMEDIATE TUBE	126481132	126481132	126481132	126481132	126481132	126481132	126481132	126481132
G3 LANCE	126481134	126481134	126481134	126481134	126481134	126481134	126481134	126481134
ITEM NO.	128471270	128471280	128471269	128471268	128471267	128471266	128471265	128471263





The powerful, sturdy high-pressure washer for frequent or larger cleaning tasks. With PowerGrip™ control for in-hand pressure control

- 140 bar Max pressure
- Reliable aluminum pump
- PowerGrip™ for easy in-hand pressure control. Helps you save energy and water.
- Automatic start/stop
- 9m soft hose and one-hand operated hose reel
- Telescopic handle with sturdy and robust aluminum tubes
- Easy storage of gun, lance, nozzles and foam sprayer onboard
- Convenient storage of electric cable
- Click&Clean nozzle system ensures quick and easy change of nozzle.
- The X-TRA model features a built-in trolley for increased mobility.
- Can be used as stationary machine with optional wall hook

This powerful Nilfisk easily handles larger and frequent cleaning tasks.



TECHNICAL DATA

D-PG 140.4-9 X-TRA EU

Pump pressure (bar/MPa)	Max 140/ max 14
Water flow Qmax/Qiec (l/h)	550/ 420
Max. inlet temperature (°C)	40
Power consumption (A)	10
Rated power (kW)	2.4
Weight (kg)	13.8
Hose length (m)	9
Cable length (m)	5
Length x width x height (cm)	39.5 x 34.5 x 87.5
Voltage/phase/frequency/current (V/~/HZ/A)	230 - 240 / 1~ / 50 / 10

STANDARD EQUIPMENT

HOSE TEXTILE SOFT 9M FOR MODEL	128500654
G4 POWERGRIP SPRAY HANDLE	128500859
FOAMSPRAYER WITH BOTTLE	128500077
CLEANING TOOL BLACK	6520844
G3 LANCE COMPLETE	126481134
TORNADO CC 4 DOTS DARK BLUE	128500854
POWER SPEED NOZZLE	128501153
ITEM NO.	128471180



The powerful, sturdy high-pressure washer for frequent or larger cleaning tasks

- 140 bar, max pressure
- Reliable aluminum pump
- Automatic start/ stop system
- 9m soft hose and one-hand operated hose reel
- Telescopic handle with sturdy and robust aluminum tubes
- Trolley ensures high mobility and ease of use
- Easy storage of gun, lance, nozzles and foam sprayer onboard
- Convenient storage of electric cable
- Click&Clean nozzle system ensures quick and easy change of nozzle.
- Can be used as stationary machine with optional wall hook

This powerful Nilfisk high pressure washer easily handles larger and frequent cleaning tasks.



TECHNICAL DATA	D 140.4-9 DP X-TRA EU	D 140.4-9 X-TRA EU
Pump pressure (bar/MPa)	Max 140/ max 14	Max 140/ max 14
Water flow Qmax/Qiec (l/h)	550/ 420	550/ 420
Max. inlet temperature (°C)	40	40
Rated power (kW)	2.4	2.4
Weight (kg)	13	13
Hose length (m)	9	9
Cable length (m)	5	5
Length x width x height (cm)	39.5 x 34.5 x 87.5	39.5 x 34.5 x 87.5
Voltage/phase/frequency/current (V~/HZ/A)	230 - 240 / 1~/ 50 / 10	230 - 240 / 1~/ 50 / 10
STANDARD EQUIPMENT		
HOSE TEXTILE SOFT 9M FOR MODEL	128500654	128500654
FOAMSPRAYER WITH BOTTLE	128500077	128500077
CLEANING TOOL BLACK	6520844	6520844
G3 LANCE COMPLETE	126481134	126481134
G4 SPRAY HANDLE W.SOFT COATING	128500071	128500071
PATIO CLEANER	128500702	
DRAIN AND TUBE 8M	128500461	
PR TORNADO DARK BLUE	126481120	126481120
POWER SPEED NOZZLE	128501153	128501153
ITEM NO.	128471177	128471175



The powerful, long-life, high-pressure washer. With long hose range for larger cleaning tasks

- 150 bar, max pressure.
- Sturdy built with alluminum pump and long-life induction motor.
- Automatic start/ stop system.
- 10m reinforced steelarmed hose for wider coverage and long life or 9m soft hose
- One-hand operated hose reel
- Telescopic handle with sturdy and robust aluminum tubes.
- Rubber suspension ensures a lower noise when working
- Easy storage of gun, lance, nozzles and foam sprayer onboard.
- Convenient storage of electric cable.
- Click&Clean nozzle system ensures quick and easy change of nozzle.
- The X-TRA model features a built-in trolley for increased mobility.
- Can be used as a stationary machine with optional wall hook.

This powerful Nilfisk easily handles larger and frequent cleaning tasks.



TECHNICAL DATA

E 150.2-10 PH X-TRA EU

Pump pressure (bar/MPa)	Max 150/ max 15
Water flow Qmax/Qiec (l/h)	500/ 400
Max. inlet temperature (°C)	40
Rated power (kW)	2.1
Weight (kg)	19.8
Hose length (m)	10
Cable length (m)	5
Length x width x height (cm)	39.5 x 34.5 x 87.5
Voltage/phase/frequency/current (V~/HZ/A)	230 - 240 / 1~ / 50 / 10

STANDARD EQUIPMENT

HOSE STEEL ARMED 10M FOR MODEL	128500656
FOAMSPRAYER WITH BOTTLE	128500077
CLEANING TOOL BLACK	6520844
G4 SPRAY HANDLE W.SOFT COATING	128500071
PATIO CLEANER	128500702
G4 NOZZLE TUBE SHORT	128500676
PR TORNADO RED2 LINES CLICK	128500657
POWER SPEED NOZZLE	128501153
ITEM NO.	128471202



The powerful, long-life, low-noise high-pressure washer. Ideal for frequent or larger cleaning tasks

- 145 bar, max pressure
- Sturdy built with aluminum pump and long-life induction motor.
- Automatic start/ stop system
- 9m soft hose or 10 steelarmed hose
- One-hand operated hose reel
- Telescopic handle with sturdy and robust aluminum tubes
- Rubber suspension ensures a lower noise when working
- Easy storage of gun, lance, nozzles and foam sprayer onboard
- Click&Clean nozzle system ensures quick and easy change of nozzle.
- The X-TRA model features a built-in trolley for increased mobility.
- Can be used as stationary machine with optional wall hook

This powerful Nilfisk with long-life induction motor easily handles larger and frequent cleaning tasks.



TECHNICAL DATA	E 145.4-9 PA X-TRA EU	E 145.4-9 POWER X-TRA EU	E 145.4-9 P X-TRA EU	E 145.4-9 X-TRA EU
Pump pressure (bar/MPa)	Max 145/ max 14.5	Max 145/ max 14.5	Max 145/ max 14.5	Max 145/ max 14.5
Water flow Qmax/Qiec (l/h)	500/ 420	500/ 420	500/ 420	500/ 420
Max. inlet temperature (°C)	40	40	40	40
Rated power (kW)	2.1	2.1	2.1	2.1
Weight (kg)	18.6	18.6	18.6	18.6
Hose length (m)	9	9	9	9
Cable length (m)	5	5	5	5
Length x width x height (cm)	39.5 x 34.5 x 90	39.5 x 34.5 x 90	39.5 x 34.5 x 90	39.5 x 34.5 x 90
Voltage/phase/frequency/current (V~/HZ/A)	230 - 240 / 1~ / 50 / 9.5	230 - 240 / 1~ / 50 / 9.5	230 - 240 / 1~ / 50 / 9.5	230 - 240 / 1~ / 50 / 9.5
STANDARD EQUIPMENT				
HOSE TEXTILE SOFT 9M FOR MODEL	128500654	128500654	128500654	128500654
FOAMSPRAYER WITH BOTTLE	128500077	128500077	128500077	128500077
G4 SPRAY HANDLE W.SOFT COATING	128500071	128500071	128500071	128500071
PATIO CLEANER	128500702		128500702	
NILFISK POWER PATIO		128500955		
G4 NOZZLE TUBE SHORT	128500676	128500676	128500676	128500676
TORNADO CC 4 DOTS DARK BLUE	128500854	128500854	128500854	128500854
POWER SPEED NOZZLE	128501153	128501153	128501153	128501153
ROTARY BRUSH	126411395			
ITEM NO.	128471189	128471193	128471187	128471185



The very powerful, long-life, low-noise high-pressure washer. With long hose range for larger cleaning tasks

- 160 bar, max pressure
- Sturdy build with aluminum pump and long-life induction motor
- Automatic start/ stop system
- 10m reinforced steelarmed hose and one-hand operated hose reel
- Telescopic handle with sturdy handle and aluminum tubes
- Rubber suspension ensures a lower noise when working
- Easy storage of gun, lance, nozzles and foam sprayer onboard
- Convenient storage of electric cable
- Click&Clean nozzle system ensures quick and easy change of nozzle.
- The X-TRA model features a built-in trolley for increased mobility.
- Can be used as stationary machine with optional wall hook

This very powerful Nilfisk easily handles larger and frequent cleaning tasks.



TECHNICAL DATA

E 160.1-10 PADH X-TRA EU

Pump pressure (bar/MPa)	Max 160/ max 16
Water flow Qmax/Qiec (l/h)	500 / 410
Max. inlet temperature (°C)	40
Rated power (kW)	2.3
Weight (kg)	20.6
Hose length (m)	10
Cable length (m)	5
Length x width x height (cm)	39.5 x 34.5 x 90
Voltage/phase/frequency/current (V~/HZ/A)	230 240 / 1~ /50 / 10.5

STANDARD EQUIPMENT

G4 NOZZLE TUBE	128500669
HOSE STEEL ARMED 10M FOR MODEL	128500656
FOAMSPRAYER WITH BOTTLE	128500077
CLEANING TOOL BLACK	6520844
G5 SPRAY HANDLE	128500072
PATIO CLEANER	128500702
DRAIN AND TUBE 8M	128500461
PR TORNADO RED2 LINES CLICK	128500657
POWER SPEED NOZZLE	128501153
ROTARY BRUSH	126411395

ITEM NO. 128471198



The semi-professional pressure washer for powerful outdoor cleaning

- 180 max pressure
- Metal pump with induction motor and alloy cylinder head for high durability.
- Handles all tasks on surfaces up to 60 m²/hour.
- Excellent mobility on all types of surfaces with built-in trolley and large wheels.
- 10m superflex high-pressure hose.
- Convenient accessory storage in the machine.
- Easy storage of electric cable.
- Built-in detergent dosage-function and regulation.
- Long lance and telescopic handle supports good working positions.
- X-TRA model includes trolley and hose reel.

This sturdy and robust pressure washer satisfies all frequent and large cleaning tasks. It is built for durability with a long lasting induction motor and brass cylinder heads. It offers good ergonomics and a large range of operation with its 10m steel armed hose.



TECHNICAL DATA	PREMIUM 180-10 EU
Pump pressure (bar/MPa)	Max 180 / Max 18
Water flow Qmax/Qiec (l/h)	610 / 540
Max. inlet temperature (°C)	60
Rated power (kW)	2.9
Weight (kg)	26.8
Hose length (m)	10
Cable length (m)	5
Length x width x height (cm)	39 x 38 x 95.5
Voltage/phase/frequency/current (V~/Hz/A)	230 / 1~ / 50 / 12.6
FEATURES	
Trolley	•
Detergent tank	•
Hose reel	•
Cable storage	•
Pressure regulation	•
Superflex (steel armed) hose	•
Telescopic handle	•
STANDARD EQUIPMENT	
10M SUPERFLEX HOSE	128500082
G5 SPRAY LANCE	128500075
CLEANING TOOL BLACK	6520844
G5 SPRAY HANDLE	128500072
ITEM NO.	128471147



The top-of-range high pressure washer for powerful outdoor cleaning

- 190 max pressure
- Metal pump with induction motor and brass cylinder head for high durability
- Handles all tasks on surfaces up to 60 m²/hour
- Fully flexible pressure regulation
- Excellent mobility on all types of surfaces with built-in trolley and large wheels
- Convenient accessory storage and hose reel
- Easy storage of electric cable
- Built-in detergent dosage-function and regulation
- Long lance and telescopic handle supports good working positions
- 12 m steel armed high pressure hose enhances flexibility.

This top-of-line premium quality high-pressure washer satisfies all frequent and large cleaning tasks.




TECHNICAL DATA	PREMIUM 190-12 EU	PREMIUM 190-12 POWER EU	PREMIUM PLUS 190-15 EU
Pump pressure (bar/MPa)	Max 190 / Max 19	Max 190 / Max 19	Max 190 / Max 19
Water flow Qmax/Qiec (l/h)	650 / 570	650 / 570	650 / 570
Max. inlet temperature (°C)	60	60	60
Rated power (kW)	3.3	3.3	3.3
Weight (kg)	30,2	30,2	29,9
Hose length (m)	12	12	15
Cable length (m)	5	5	5
Length x width x height (cm)	39 x 38 x 95.5	39 x 38 x 95.5	39 x 38 x 95.5
Voltage/phase/frequency/current (V~/Hz/A)	230 / 1~/ 50 / 12.6	230 / 1~/ 50 / 12.6	230 / 1~/ 50 / 12.6
FEATURES			
Trolley	•	•	•
Detergent tank	•	•	•
Hose reel	•	•	•
Cable storage	•	•	•
Pressure regulation	•	•	•
Superflex (steel armed) hose	•	•	•
Telescopic handle	•	•	•
STANDARD EQUIPMENT			
G5 SPRAY LANCE	128500075	128500075	128500075
CLEANING TOOL BLACK	6520844	6520844	6520844
G5 SPRAY HANDLE	128500072	128500072	128500072
NILFISK POWER PATIO		128500955	
HOSE SUPERFLEX 15M			128500084
ITEM NO.	128471153	128471149	128471150



Hose and Connection

	C 100,7-5 - EU	C 110,7-5 EU	C 110,7-5 PC X-TRA EU	C 110,7-9 X-TRA EU	C 120,7-6 EU	C 120,7-6 PCAD EU	C 125,7-6 PCAD X-TRA EU	C 125,7-6 PC X-TRA EU	C 125,7-6 X-TRA EU	C135,1-8 EU	C 135,1-8 HOME EU	C 135,1-8 PCAD EU	C 135,1-8 PC EU	C-PG 135,1-8 PAD X-TRA EU	C-PG 135,1-8 P X-TRA EU	C-PG 135,1-8 X-TRA EU	C 135,1-6 PAD X-TRA EU	C 135,1-8 PAD X-TRA EU	C 135,1-8 X-TRA EU	D-PG 140,4-9 X-TRA EU	D 140,4-9 DP X-TRA EU	D 140,4-9 X-TRA EU	E 150,2-10 PH X-TRA EU	E 145,4-9 PA X-TRA EU	E 145,4-9 POWER X-TRA EU	E 145,4-9 P X-TRA EU	E 145,4-9 X-TRA EU	E 160,1-10 PADH X-TRA EU	P 150,2-10 X-TRA EU	P160,2-12 X-TRA EU	Item no.				
8M STANDARD HOSE										●	●	●																					128500080		
10M SUPERFLEX HOSE																														●			128500082		
EXT. HOSE 7 M - QUICK COUPLING	○	○	○	○	○	○	○	○	○	○	○	○	○	○	○	○	○	○	○	○	○	○	○	○	○	○	○	○	○	○	○	○	106411346		
Extension Hose	○	○	○	○	○	○	○	○	○																								6410760		
EXTENSION HOSE STEEL ARMED 7 M	○	○	○	○	○	○	○	○	○																				○	○	○		6411048		
HOSE 5M	●	●	●	●																													126481137		
HOSE 6M					●	●	●	●	●								●																	126481138	
NILFISK BA VALVE COMP. GARDENA	○	○	○	○	○	○	○	○	○	○	○	○	○	○	○	○	○	○	○	○	○	○	○	○	○	○	○	○	○	○	○	○	106411177		
HOSE TEXTILE SOFT 9M FOR MODEL																					●	●	●	●	●	●	●	●	●	●	●	●	128500654		
G1 GUN NILFISK	●	●	●	●	●	●	●	●	●	●	●	●	●	●	●	●	●	●	●	●	●	●	●	●	●	●	●	●	●	●	●	●	128500908		
HOSE SOFT DN6 8M WITH THREAD														●	●	●																		128500857	
G4 NOZZLE TUBE																														●				128500669	
HOSE STEEL ARMED 10M FOR MODEL																							●							●				128500656	
Accessory																																			
G4 POWERGRIP SPRAY HANDLE														●	●	●							●											128500859	
G5 SPRAY LANCE																															●	●			128500075
FOAMSPRAYER WITH BOTTLE	●	●	●	●	●	●	●	●	●	●	●	●	●	●	●	●	●	●	●	●	●	●	●	●	●	●	●	●	●	●	●	●	●	128500077	
CLEANING TOOL BLACK	○	○	○	○	○	○	○	○	○	○	○	○	○	○	○	○	○	○	○	○	○	○	○	○	○	○	○	○	○	○	○	○	○	○	6520844
DRAIN AND TUBE CLEANER ALTO	○	○	○	○	○	○	○	○	○	○	○	○	○	○	○	○	○	○	○	○	○	○	○	○	○	○	○	○	○	○	○	○	○	○	6410766

● Standard accessories
○ Supplementary accessories
□ Supplementary and mountable accessories



Accessory	C 100.7-5 - EU	C 110.7-5 EU	C 110.7-5 PC X-TRA EU	C 110.7-5 X-TRA EU	C 120.7-6 EU	C 120.7-6 PCAD EU	C 125.7-6 PCAD X-TRA EU	C 125.7-6 PC X-TRA EU	C 125.7-6 X-TRA EU	C135.1-8 EU	C 135.1-8 HOME EU	C 135.1-8 PCAD EU	C 135.1-8 PC EU	C-PG 135.1-8 PAD X-TRA EU	C-PG 135.1-8 P X-TRA EU	C-PG 135.1-8 X-TRA EU	C 135.1-6 PAD X-TRA EU	C 135.1-8 PAD X-TRA EU	C 135.1-8 X-TRA EU	D-PG 140.4-9 X-TRA EU	D 140.4-9 DP X-TRA EU	D 140.4-9 X-TRA EU	E 150.2-10 PH X-TRA EU	E 145.4-9 PA X-TRA EU	E 145.4-9 POWER X-TRA EU	E 145.4-9 P X-TRA EU	E 145.4-9 X-TRA EU	E 160.1-10 PADH X-TRA EU	P 150.2-10 X-TRA EU	PI 60.2-12 X-TRA EU	Item no.	
G2 C&C SPRAY LANCE	●	●	●	●	●	●	●	●																								128500073
G3 GUN WITH INTERMEDIATE TUBE									●	●	●	●					●	●	●													126481132
G3 LANCE									●	●	●	●	●	●	●	●	●	●	●	●	●	●	●									126481134
G4 SPRAY HANDLE W.SOFT COATING																					●	●	●	●	●	●	●					128500071
G5 SPRAY HANDLE																												●	●	●		128500072
INLET SUCTION HOSE 3M	○	○	○	○	○	○	○	○	○	○	○	○	○	○	○	○	○	○	○	○	○	○	○	○	○	○	○	○	○	○	○	128500673
MULTI ANGLE ADAPTER	○	○	○	○	○	○	○	○	○	○	○	○	○	○	○	○	○	○	○	○	○	○										6411138
Compact patio	○	○	●	○	○	●	●	●	○	○	●	●	●	○	○																	128500700
Patio Cleaner	○	○	○	○	○	○	○	○	○	○	○	○	○	●	●	●	●	○	○	○	○	○	○	○	○	○	○	○	○	○	○	128500702
ROOF CLEANER	○	○	○	○	○	○	○	○	○	○	○	○	○	○	○	○	○	○	○	○	○	○	○	○	○	○	○	○	○	○	○	128470040
Under Chassis Spray Lance	○	○	○	○	○	○	○	○	○	○	○	○	○	○	○	○	○	○	○	○	○	○	○	○	○	○	○	○	○	○	○	6410763
VSB SET - GREEN	○	○	○	○	○	○	○	○	○	○	○	○	○	○	○	○	○	○	○	○	○	○	○	○	○	○	○	○	○	○	○	6410891
Water Sand Blaster																												○	○			6410758
WALL HOOK										○	○	○	○	○	○	○	○	○	○	○	○	○	○	○	○	○	○	○	○	○	○	106411386
Water Emptying Kit	○	○	○	○	○	○	○	○	○	○	○	○	○	○	○	○	○	○	○	○	○	○	○	○	○	○	○	○	○	○	○	126411387
DRAIN AND TUBE 8M	○	○	○	○	○	●	●	○	○	○	○	●	○	●	○	○	●	●	○	○	○	○	○	○	○	○	○	○	○	○	○	128500461
NILFISK POWER PATIO	○	○	○	○	○	○	○	○	○	○	○	○	○	○	○	○	○	○	○	○	○	○	○	○	○	○	○	○	○	○	○	128500955
NILFISK WATER FILTER	○	○	○	○	○	○	○	○	○	○	○	○	○	○	○	○	○	○	○	○	○	○	○	○	○	○	○	○	○	○	○	128500674
MULTI BRUSH	○	○	○	○	○	○	○	○	○	○	○	○	○	○	○	○	○	○	○	○	○	○	○	○	○	○	○	○	○	○	○	128470456

● Standard accessories
○ Supplementary accessories
□ Supplementary and mountable accessories



Accessory

	C 100,7-5- EU	C 110,7-5 EU	C 110,7-5 PC X-TRA EU	C 110,7-9 X-TRA EU	C 120,7-6 EU	C 120,7-6 PCAD EU	C 125,7-6 PCAD X-TRA EU	C 125,7-6 PC X-TRA EU	C 125,7-6 X-TRA EU	C135,1-8 EU	C 135,1-8 HOME EU	C 135,1-8 PCAD EU	C 135,1-8 PC EU	C-PG 135,1-8 PAD X-TRA EU	C-PG 135,1-8 P X-TRA EU	C-PG 135,1-8 X-TRA EU	C 135,1-6 PAD X-TRA EU	C 135,1-8 PAD X-TRA EU	C 135,1-8 X-TRA EU	D-PG 140,4-9 X-TRA EU	D 140,4-9 DP X-TRA EU	D 140,4-9 X-TRA EU	E 150,2-10 PH X-TRA EU	E 145,4-9 PA X-TRA EU	E 145,4-9 POWER X-TRA EU	E 145,4-9 P X-TRA EU	E 145,4-9 X-TRA EU	E 160,1-10 PADH X-TRA EU	P 150,2-10 X-TRA EU	P160,2-12 X-TRA EU	Item no.											
NILFISK C&C SUPER FOAM SPRAYER																																				128500938						
G4 NOZZLE TUBE SHORT																																					128500676					
Nozzle - High Pressure Washer																																										
Wide Angled Auto & Cycle Nozzle																																					6411136					
NOZZLE C&C TORNADO G2 YELLOW																																						126481114				
POWER SPEED																																							128500079			
PR TORNADO YELLOW																																							126481116			
PR TORNADO DARK BLUE																																							126481120			
PR TORNADO RED2 LINES CLICK																																							128500657			
PR TORNADO TURQUOISE																																								126481118		
TORNADO G2 TURQUOISE																																								126481122		
TORNADO PR																																								128500078		
Under Chassis Nozzle																																								6411135		
TORNADO CC 4 DOTS DARK BLUE																																									128500854	
POWER SPEED NOZZLE																																									128501153	
Brush																																										
Auto brush																																									6411131	
Car brush head																																										128500463
Garden brush head																																										128470457
RIM BRUSH HEAD																																										128470458

● Standard accessories
○ Supplementary accessories
□ Supplementary and mountable accessories



	C 100.7-5 - EU	C 110.7-5 EU	C 110.7-5 PC X-TRA EU	C 110.7-5 X-TRA EU	C 120.7-6 EU	C 120.7-6 PCAD EU	C 125.7-6 PCAD X-TRA EU	C 125.7-6 PC X-TRA EU	C 125.7-6 X-TRA EU	C135.1-8 EU	C 135.1-8 HOME EU	C 135.1-8 PCAD EU	C 135.1-8 PC EU	C-PG 135.1-8 PAD X-TRA EU	C-PG 135.1-8 P X-TRA EU	C-PG 135.1-8 X-TRA EU	C 135.1-6 PAD X-TRA EU	C 135.1-8 PAD X-TRA EU	C 135.1-8 X-TRA EU	D-PG 140.4-9 X-TRA EU	D 140.4-9 DP X-TRA EU	D 140.4-9 X-TRA EU	E 150.2-10 PH X-TRA EU	E 145.4-9 PA X-TRA EU	E 145.4-9 POWER X-TRA EU	E 145.4-9 P X-TRA EU	E 145.4-9 X-TRA EU	E 160.1-10 PADH X-TRA EU	P 150.2-10 X-TRA EU	PI 160.2-12 X-TRA EU	Item no.	
Brush																																
ROTARY BRUSH	●	●	●	●	●	●	●	●	●	●	●	●	●	●	●	●	●	●	●	●	●	●	●	●	●	●	●	●	●	●	●	6410762
ROTARY BRUSH	●	●	●	●	●	●	●	●	●	●	●	●	●	●	●	●	●	●	●	●	●	●	●	●	●	●	●	●	●	●	126411395	
WASHING BRUSH																													○	○	6410765	
FIXED BRUSH SHORT NILFISK SP	●	●	●	●	●	●	●	●	●	●	●	●	●	●	●	●	●	●	●	●	●	●	●	●	●	●	●	●	●	●	128500685	
Accessory Kit																																
MULTI BRUSH KIT	○	○	○	○	○	○	○	○	○	○	○	○	○	○	○	○	○	○	○	○	○	○	○	○	○	○	○	○	○	○	○	128470459
O-RING KIT CONSUMER HPW	○	○	○	○	○	○	○	○	○	○	○	○	○	○	○	○	○	○	○	○	○	○	○	○	○	○	○	○	○	○	○	128500292





- a good choice for Vacuum cleaner no 2

- 1200 watt motor will pick up any debris you want to get rid of.
- The Blow function provides you with another option for cleaning.
- Two big wheels at the back and two rotation wheels in front make the machine very stable and easy to move around.
- The standard wet filter protects the turbine and ensures a long lifetime.
- The built-in accessory holder provides storage for your accessories so that they are always at hand.
- Ergonomic grip ensures that the machine is in balance when you carry it around. The grip is shaped so that you can place the tube on top when having a break.

The Nilfisk Buddy II 12 is a small, lightweight, yet powerful helper for picking up Wet & Dry debris... for your home, car, workshop, hobbies and even for outside cleaning.



TECHNICAL DATA	NILFISK BUDDY II 12 EU
Cable length (m)	4
Weight (kg)	4.4
Vacuum tube diameter (mm)	36
Hose length (m)	1.9
Length x width x height (cm)	36 x 33 x 44
Vacuum (mbar/kPa)	200/20
Power Pmax (W)	1200
Power Pic (W)	1000
Mains connection (V~/Hz/A)	220-240/ 1~/ 50/60
Container volume (l-max)	12
Max. suction power (W)	250
Plug for electric tools (W)	No
Sound level lpa/lwa (dB(A))	87/74
FEATURES	
Compact design	•
Wet & dry performance	•
Suction control on hand tube	•
Storage of accessories	•
Blow function	•
STANDARD EQUIPMENT	
CREVICE NOZZLE D36X200	29541
FILTER KIT FOR BUDDY II	81943047
TUBE WITH PARKING CLIPS	31000862
WET & DRY NOZZLE KIT	81943049
ITEM NO.	18451119



18 liter wet and dry vacuum cleaner for private households

- The light weight makes it handy to work with.
- 18 liter version with robust Polypropylene container.
- 1200 watt motor will pick up any debris you want to get rid of.
- The Blow function provides you with another option for cleaning.
- Two big wheels at the back and two rotation wheels in front make the machine very stable and easy to move around.
- The standard wet filter protects your turbine for a long lifetime.
- The built in accessory holder provides storage for your accessories so they are always at hand.
- Ergonomic grip so you will have a balanced machine when you carry it around. The grip is shaped so you can place the tube on top when having a break.

The Nilfisk Buddy II Inox is a small, lightweight, yet powerful wet and dry vacuum cleaner... for your home, car, workshop and hobbies. This second generation of Nilfisk Buddy comes with a 18 liters polypropylene container making the machine very robust.



TECHNICAL DATA	NILFISK BUDDY II 18 EU
Cable length (m)	4
Weight (kg)	4.9
Vacuum tube diameter (mm)	36
Hose length (m)	1.9
Length x width x height (cm)	36 x 33 x 53
Vacuum (mbar/kPa)	200/20
Power Pmax (W)	1200
Power Pic (W)	1000
Mains connection (V~/Hz/A)	220-240/ 1~/ 50/60
Container volume (l-max)	18
Max. suction power (W)	250
Plug for electric tools (W)	No
Sound level lpa/lwa (dB(A))	87/74
FEATURES	
Compact design	•
Wet & dry performance	•
Suction control on hand tube	•
Storage of accessories	•
Blow function	•
STANDARD EQUIPMENT	
CREVICE NOZZLE D36X200	29541
FILTER KIT FOR BUDDY II	81943047
TUBE WITH PARKING CLIPS	31000862
WET & DRY NOZZLE KIT	81943049
ITEM NO.	18451124



Perfect helper for picking up wet & dry debris

- The Nilfisk Buddy II 18 Inox is a robust machine build for rough cleaning.
- 1200 watt motor will pick up any debris you want to get rid of.
- The Blow function provides you with another option for cleaning.
- Two big wheels at the back and two rotation wheels in front make the machine very stable and easy to move around.
- The standard wet filter protects your turbine for a long lifetime.
- The built in accessory holder provides storage for your accessories so they are always at hand.
- Ergonomic grip so you will have a balanced machine when you carry it around. The grip is shaped so you can place the tube on top when having a break.

The Nilfisk Buddy II Inox is a small, lightweight, yet powerful wet and dry vacuum cleaner... for your home, car, workshop and hobbies.

This second generation of Nilfisk Buddy comes with a 18 liters stainless steel container making the machine very robust



TECHNICAL DATA

NILFISK BUDDY II 18 INOX EU

Cable length (m)	4
Weight (kg)	5.6
Vacuum tube diameter (mm)	36
Hose length (m)	1.9
Length x width x height (cm)	40 x 35 x 55
Dimensions (L x W x H) (mm)	400x350x550
Vacuum (mbar/kPa)	200/20
Power Pmax (W)	1200
Power Piec (W)	1000
Mains connection (V~/Hz/A)	220-240/ 1~/ 50/60
Container volume (l-max)	18
Max. suction power (W)	250
Plug for electric tools (W)	No
Sound level lpa/lwa (dB(A))	87/74

FEATURES

Compact design	•
Wet & dry performance	•
Suction control on hand tube	•
Storage of accessories	•
Blow function	•
Steel container	•

STANDARD EQUIPMENT

CREVICE NOZZLE D36X200	29541
FILTER KIT FOR BUDDY II	81943047
TUBE WITH PARKING CLIPS	31000862
WET & DRY NOZZLE KIT	81943049

ITEM NO.	18451129
-----------------	-----------------



Lightweight and compact wet and dry vacuum cleaner with electrical outlet for power tool


- The Nilfisk Buddy II 18 T makes it handy working with power tools and removing dust and dirt in the same process.
- Attach your power cord to the machine and connect the suction hose to your power tool with the included power tool adapter.
- 1200 watt motor will pick up any debris you want to get rid of.
- The Blow function provides you with another option for cleaning - perfect for e.g. an inflatable boat
- Two big wheels at the back and two rotation wheels in front make the machine very stable and easy to move around.
- The standard wet filter protects your turbine for a long lifetime.
- The built in accessory holder provides storage for your accessories so they are always at hand.
- Ergonomic grip so you will have a balanced machine when you carry it around. The grip is shaped so you can place the tube on top when having a break.

The Nilfisk Buddy II is a powerful helper for picking up Wet & Dry debris... for your home, car, workshop and hobbies.

This second generation of household wet and dry vacuum cleaners come with an 18 liters container and is equipped with an electrical power outlet to connect your power tool.



TECHNICAL DATA	NILFISK BUDDY II 18 T EU
Cable length (m)	6
Weight (kg)	5.5
Vacuum tube diameter (mm)	36
Hose length (m)	4
Length x width x height (cm)	36 x 33 x 53
Dimensions (L x W x H) (mm)	360x330x530
Vacuum (mbar/kPa)	200/20
Power Pmax (W)	1200
Power Pic (W)	1000
Mains connection (V~/Hz/A)	220-240/ 1~/ 50/60
Container volume (l-max)	18
Max. suction power (W)	250
Plug for electric tools (W)	Yes - 1100
Sound level lpa/lwa (dB(A))	87/74
FEATURES	
Compact design	•
Wet & dry performance	•
MultiFit accessory system	•
Suction control on hand tube	•
Storage of accessories	•
Blow function	•
STANDARD EQUIPMENT	
CREVICE NOZZLE D36X200	29541
FILTER KIT FOR BUDDY II	81943047
TUBE WITH PARKING CLIPS	31000862
WET & DRY NOZZLE KIT	81943049
ITEM NO.	18451134



- a versatile wet & dry vacuum cleaner in a compact design

- Filter clean indicator for continued high performance
- Sturdy build with a robust 1200 W engine for long life
- High suction power for efficient cleaning
- Blow function provides another option for cleaning
- 22 l container with good net filling capacity
- Polypropylene container for easy cleaning

The Multi II is a good companion to the "Do it yourself" person in any house. It is also a good second vacuum cleaner dedicated to dirt and debris inside as well as outside the house.



TECHNICAL DATA	NILFISK MULTI II 22 EU	NILFISK MULTI II 22 INOX EU
Vacuum (kPa)	200/20	200/20
Cable length (m)	5	5
Weight (kg)	7.85	9.20
Vacuum tube diameter (mm)	36	36
Hose length (m)	2.2	2.2
Length x width x height (cm)	40 x 36.5 x 56.4	42.6 x 37.4 x 59.9
Power Pmax (W)	1200	1200
Power Pic (W)	1130	1130
Mains connection (V~/Hz/A)	220-240/ 1~/ 50/60	220-240/ 1~/ 50/60
Container volume (l-max)	22	22
Max. suction power (W)	270	270
Plug for electric tools (W)	No	No
Sound level lpa/lwa (dB(A))	85/72	85/72
FEATURES		
Wet & dry performance	•	•
Push&Clean filter cleaning		•
Automatic On/Off-elec. tools		
Variable speed control		
Blow function	•	•
Steel container		•
Filter Clean Indicator	•	•
STANDARD EQUIPMENT		
CREVICE NOZZLE D36X200	29541	29541
FILTER KIT 1 PCS	107417194	107417194
TUBE WITH PARKING CLIPS	31000862	
SUCTION HOSE 2.5M 1 PCS	107417192	107417192
FLOOR NOZZLE D36 W/D 1 PCS	107417197	107417197
ITEM NO.	18451550	18451551




- a powerful and versatile wet & dry vacuum cleaner

- Filter clean indicator for continued performance
- Push&Clean, a semi-automatic filter cleaning function
- Sturdy build with a robust 1400 W engine for long life
- High suction power for efficient cleaning
- Blow function for optional cleaning
- 30 l container with good net filling capacity
- Polypropylene container for easy cleaning
- Variable Suction control and Inox container offered as a variant
- Soft start by attached powertool

The Multi II is a good companion to the Do it yourself person in any house. It is also a good second vacuum cleaner dedicated to dirt and debris inside as well as outside the house, car or the like.



TECHNICAL DATA	MULTI II 30 T INOX VSC EU	NILFISK MULTI II 30 T EU
Vacuum (kPa)	210/21	210/21
Cable length (m)	5	5
Weight (kg)	10.50	9.60
Vacuum tube diameter (mm)	36	36
Hose length (m)	4	4
Length x width x height (cm)	42.6 x 37.4 x 68.4	42.6 x 37.4 x 68.4
Power Pmax (W)	1400	1400
Power Pic (W)	1260	1260
Mains connection (V~/Hz/A)	220-240/ 1~/ 50/60	220-240/ 1~/ 50/60
Container volume (l-max)	30	30
Max. suction power (W)	292	292
Plug for electric tools (W)	Yes, 1100	Yes, 1100
Sound level lpa/lwa (dB(A))	87/74	87/74
FEATURES		
Softstart	•	•
Push&Clean filter cleaning	•	•
Automatic On/Off-elec. tools	•	•
Variable speed control	•	
Blow function	•	•
Steel container	•	
Filter Clean Indicator	•	•
STANDARD EQUIPMENT		
CREVICE NOZZLE D36X200	29541	29541
FILTER KIT 1 PCS	107417194	107417194
SUCTION HOSE 4M 1 PCS	107417193	107417193
FLOOR NOZZLE D36 W/D 1 PCS	107417197	107417197
ITEM NO.	18451553	18451552



System 36 Brush/Universal Nozzle

SUCTION BRUSH D36 BLACK

NILFISK BUDDY II 12 EU

NILFISK BUDDY II 18 EU

NILFISK BUDDY II 18 INOX EU

NILFISK BUDDY II 18 TEU

NILFISK MULTI II 22 EU

NILFISK MULTI II 22 INOX EU

MULTI II 30 T INOX VSC EU

NILFISK MULTI II 30 TEU

Item no.

○

○

○

○

○

○

○

○

302002509



UNIVERSAL NOZZLE D36X115

○

○

○

○

○

○

○

○

14295



System 36 Vac Floor Nozzle

COMBI NOZZLE Ø36X260MM

○

○

○

○

○

○

○

○

302002365



FLOOR NOZZLE D36x300MM V/D KIT

○

○

○

○

○

○

○

○

107402706



SUCTION NOZZLE WATER Ø36 300MM

○

○

○

○

○

○

○

○

63992



System 36 Crevice/Cone Nozzle

CREVICE NOZZLE D36X200

●

●

●

●

●

●

●

●

29541



System 36 Tube

EXTENSION TUBE D36 2X500MM ALU

○

○

○

○

○

○

○

○

107400032



EXTENSION TUBE D36 2X515MM PLASTIC

○

○

○

○

○

○

○

○

40696



TELESCOPIC TUBE Ø36X550-970 SS

○

○

○

○

○

○

○

○

47109



Dust Bag and Filter

DUST BAG 4 PCS FOR BUDDY II

○

○

○

○

○

○

○

○

81943048



FILTER KIT FOR BUDDY II

●

●

●

●

○

○

○

○

81943047



DUST BAG FLEECE 22L/30L 4 PCS

○

○

○

○

○

○

○

○

107417195



FILTER KIT 1 PCS

○

○

○

○

●

●

●

●

107417194



Accessory

TUBE WITH PARKING CLIPS

●

●

●

●

●

○

○

○

31000862



Accessory Kit

BLOW NOZZLE KIT

○

○

○

○

○

○

○

○

107402483



WALL DRILL KIT

○

○

○

○

○

○

○

○

107402478



WET & DRY NOZZLE KIT

●

●

●

●


○

○

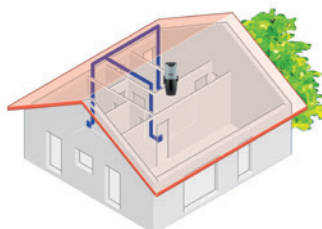
○

○

81943049



	NILFISK BUDDY II 12 EU	NILFISK BUDDY II 18 EU	NILFISK BUDDY II 18 INOX EU	NILFISK BUDDY II 18 T EU	NILFISK MULTI II 22 EU	NILFISK MULTI II 22 INOX EU	MULTI II 30 T INOX VSC EU	NILFISK MULTI II 30 T EU	Item no.
Accessory Kit									
CONVENIENCE KIT-TOPBOX	○	○	○	○	○	○	○	○	107417191
PREMIUM CAR KIT-TOPBOX	○	○	○	○	○	○	○	○	107417190
Hose and Connection									
SUCTION HOSE 2.5M 1 PCS	○	○	○	○	●	●	○	○	107417192
SUCTION HOSE 4M 1 PCS	○	○	○	○	○	○	●	●	107417193
Nozzle - Vacuum									
FLOOR NOZZLE D36 WD 1 PCS		○	○	○	●	●	●	●	107417197



All-in-1 Central Vacuum Cleaners – clear air, low noise, high suction power

- Can be used with or without a bag
- Dust container with cyclone system
- Low working sound
- The build in sack filter is self-cleaning through the movement when the central units starts / stops
- The central unit is equipped with start stop function
- Build in soft start system
- Soft grip on bend end for user convenience
- Manual hose kit (depending on model): The central unit starts with the hose is connected to wall inlet and stops when removed
- Wireless+ hose kit (depending on model) - Wireless operation of central unit: Start/stop at handle, regulation through 5-speed / suction power levels, LED display returns with information on a) Empty dust bag, b) Blocked airflow c) Other issues that needs service
- Deluxe wireless hose kit (depending on model) – wireless operation of central unit: Start/stop at handle, regulation through 5-speed / suction power levels, LCD info display with information on a) Empty dust bag, b) Blocked airflow c) Issues that needs service d) Overheat indicator symbols if the power has become overheated. E) Signal indicator. Flashes if the bend end is out of reach from the central unit f) Battery level of bend end.

Vacuum cleaning the easy way a central vacuum cleaner does just that. It is extremely quiet, odour free, lightweight and handy, turning a repetitive domestic chore into an agreeable easy-to-do job. With the central power unit (combined motor and dust container) stowed away on the loft, in the basement, or in some remote location where it bothers no one, it is out of the way, and the only thing you need to carry around when vacuuming is the hose itself. A clever precaution against asthma, eczema and other allergies as all dust pick up is directed out of the rooms through the sealed tubes.

The 'All-in-1' boxes from Nilfisk contain everything you need for installation of a central vacuum cleaner in old houses as in new-build.



TECHNICAL DATA

	NILFISK ALL-IN-1 SUPREME 150 DELUXE EU	NILFISK ALL-IN-1 SUPREME 150 MAN EU	NILFISK ALL-IN-1 SUPREME 150 WIRELESS+EU	NILFISK ALL-IN-1 SUPREME 150 WIRELESS+EU	NILFISK ALL-IN-1 SUPREME 250 DELUXE EU	NILFISK ALL-IN-1 SUPREME 250 MAN EU
Rated power (W)	1350	1350	1350	1350	1700	1700
Vacuum (kPa)	30	30	30	30	32	32
Weight (kg)	6,5	6,5	6,5	6,5	6,5	6,5
Container capacity (l)	25	25	25	25	25	25
Dust bag capacity (l)	20	20	20	20	20	20
Suction power motor (W)	650	650	650	650	712	712
Height (cm)	80	80	80	80	80	80
Sound level	66	66	66	66	66	66
Width with handle (cm)	37	37	37	37	37	37
Airflow (l/sec.) measured at central unit	57	57	57	57	58	58
Depth w./ bracket (cm)	40	40	40	40	40	40
Fuse circuit (A)	10	10	10	10	10	10
Maximum house size (m²)	150	150	150	150	250	250
Longest pipe line (m)	30	30	30	30	50	50

FEATURES

Bag-full indicator	•		•	•	•	
Airflow sensor	•				•	
Filter Clean Indicator	•				•	
Speed indicator	•		•	•	•	
Handle w. wireless info center	•				•	
Wireless on/off on handle	•		•	•	•	
Wireless remote control	•		•	•	•	

STANDARD EQUIPMENT

BAG FILTER	140 8514 500	140 8514 500	140 8514 500	140 8514 500	140 8514 500	140 8514 500
DUST BAGS SMALL CV	107401158	107401158	107401158	107401158	107401158	107401158
NILFISK CV HOSEKIT DELUXE 9M EU 433MHZ	107405106				107405106	
NILFISK CV HOSEKIT MANUAL 9M		107405104				107405104
NILFISK CV HOSEKIT WIRELESS 9M EU 433MHZ			107405105			
NILFISK CV HOSEKIT WIRELESS 12M EU433MHZ				107405108		
NILFISK NEW TELESCOPIC TUBE	107408043	107408043	107408043	107408043	107408043	107408043
NILFISK NEW BRUSH NOZZLE	107408040	107408040	107408040	107408040	107408040	107408040
NILFISK NEW COMBI NOZZLE	107408042	107408042	107408042	107408042	107408042	107408042
CREVICE NOZZLE	107408039	107408039	107408039	107408039	107408039	107408039
NILFISK NEW UPHOLSTERY NOZZLE	107408041	107408041	107408041	107408041	107408041	107408041
3 INLET FITTINGS AND PIPES KIT	42000202	42000202	42000202	42000202	42000202	42000202
ITEM NO.	42000502	42000500	42000501	42000514	42000505	42000503



All-in-1 Central Vacuum Cleaners – clear air, low noise, high suction power

- Can be used with or without a bag
- Dust container with cyclone system
- Low working sound
- The build in sack filter is self-cleaning through the movement when the central units starts / stops
- The central unit is equipped with start stop function
- Build in soft start system
- Soft grip on bend end for user convenience
- Manual hose kit (depending on model): The central unit starts with the hose is connected to wall inlet and stops when removed
- Wireless+ hose kit (depending on model) - Wireless operation of central unit: Start/stop at handle, regulation through 5-speed / suction power levels, LED display returns with information on a) Empty dust bag, b) Blocked airflow c) Other issues that needs service
- Deluxe wireless hose kit (depending on model) – wireless operation of central unit: Start/stop at handle, regulation through 5-speed / suction power levels, LCD info display with information on a) Empty dust bag, b) Blocked airflow c) Issues that needs service d) Overheat indicator symbols if the power has become overheated. E) Signal indicator. Flashes if the bend end is out of reach from the central unit f) Battery level of bend end.

Vacuum cleaning the easy way a central vacuum cleaner does just that. It is extremely quiet, odour free, lightweight and handy, turning a repetitive domestic chore into an agreeable easy-to-do job. With the central power unit (combined motor and dust container) stowed away on the loft, in the basement, or in some remote location where it bothers no one, it is out of the way, and the only thing you need to carry around when vacuuming is the hose itself. A clever precaution against asthma, eczema and other allergies as all dust pick up is directed out of the rooms through the sealed tubes.

The 'All-in-1' boxes from Nilfisk contain everything you need for installation of a central vacuum cleaner in old houses as in new-build.



TECHNICAL DATA	NILFISK ALL-IN-1 SUPREME 250 WIRELESS+EU	NILFISK ALL-IN-1 SUPREME 250 WIRELESS+EU	NILFISK ALL-IN-1 SUPREME LCD DELUXE EU	NILFISK ALL-IN-1 SUPREME LCD DELUXE EU	NILFISK ALL-IN-1 SUPREME LCD WIRELESS+EU
Rated power (W)	1700	1700	1700	1700	1700
Vacuum (kPa)	32	32	33	33	33
Weight (kg)	6,5	6,5	6,5	6,5	6,5
Container capacity (l)	25	25	25	25	25
Dust bag capacity (l)	20	20	20	20	20
Suction power motor (W)	712	712	727	727	727
Height (cm)	80	80	80	80	80
Sound level	66	66	66	66	66
Width with handle (cm)	37	37	37	37	37
Airflow (l/sec.) measured at central unit	58	58	60	60	60
Depth w./ bracket (cm)	40	40	40	40	40
Fuse circuit (A)	10	10	10	10	10
Maximum house size (m ²)	250	250	500	500	500
Longest pipe line (m)	50	50	70	70	70
FEATURES					
Bag-full indicator	•	•	•	•	•
Airflow sensor			•	•	
Filter Clean Indicator			•	•	
Speed indicator	•	•	•	•	•
Handle w. wireless info center			•	•	
Wireless on/off on handle	•	•	•	•	•
Wireless remote control	•	•	•	•	•
STANDARD EQUIPMENT					
BAG FILTER	140 8514 500	140 8514 500	140 8514 500	140 8514 500	140 8514 500
DUST BAGS SMALL CV	107401158	107401158	107401158	107401158	107401158
NILFISK CV HOSEKIT DELUXE 9M EU 433MHZ			107405106		
NILFISK CV HOSEKIT DELUXE 12M EU 433MHZ				107405109	
NILFISK CV HOSEKIT WIRELESS 9M EU 433MHZ	107405105	107405105			107405105
NILFISK NEW TELESCOPIC TUBE	107408043	107408043	107408043	107408043	107408043
NILFISK NEW BRUSH NOZZLE	107408040	107408040	107408040	107408040	107408040
NILFISK NEW COMBI NOZZLE	107408042	107408042	107408042	107408042	107408042
CREVICE NOZZLE	107408039	107408039	107408039	107408039	107408039
NILFISK NEW UPHOLSTERY NOZZLE	107408041	107408041	107408041	107408041	107408041
3 INLET FITTINGS AND PIPES KIT	42000202	42000202	42000202	42000202	42000202
ITEM NO.	42000504	42000515	42000507	42000516	42000506



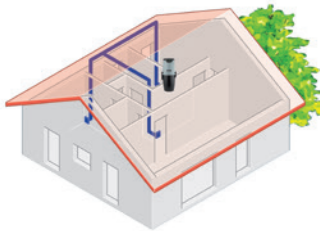
For apartments and small houses up to 100 sqm

- Can be used with or without a bag
- Dust container with cyclone system
- Low working sound
- The central unit is equipped with start/stop function
- Build in soft start system
- The build in sack filter is self-cleaning through the movement when the central units starts / stops

Vacuum cleaning the easy way.

A central vacuum cleaner does just that. It is extremely quiet, odour free, lightweight and handy, turning a repetitive domestic chore into an agreeable easy-to-do job. With the central power unit (combined motor and dust container) stowed away on the loft, in the basement, or in some remote location where it bothers no one, it is out of the way, and the only thing you need to carry around when vacuuming is the hose itself.

A clever precaution against asthma, eczema and other allergies as all dust pick up is directed out of the rooms through the sealed tubes. If you need a machine that takes up little space, this is the one to choose. It offers you the performance needed in houses up to 100 sqm, or a pipe line of maximum 30 meters.



TECHNICAL DATA	NILFISK SUPREME 100 EU 50-60HZ 220-230V
Rated power (W)	1350
Vacuum (kPa)	30
Weight (kg)	5,5
Container capacity (l)	-
Dust bag capacity (l)	10
Suction power motor (W)	650
Height (cm)	42,7
Sound level	66
Width with handle (cm)	36
Airflow (l/sec.) measured at central unit	57
Depth w./ bracket (cm)	40
Fuse circuit (A)	10
Maximum house size (m ²)	100
Longest pipe line (m)	30
FEATURES	
Softstart	•
Low working sound level	•
On/off on machine	•
STANDARD EQUIPMENT	
BAG FILTER	140 8514 500
ITEM NO.	107404969



Nilfisk Central Vacs. For houses up to 500 sqm.

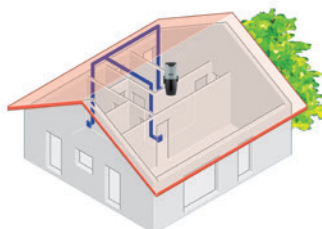
- LCD info center on the machine, where information on: Indicator for dust bag / filter change, suction level, indicator for service needed, indicator for overheated product, indicator for reduced airflow, indicator for handle is out of reach
- Can be used with or without a bag
- Dust container with cyclone system
- Low working sound
- The central unit is equipped with start stop function
- Build in soft start system
- The build in sack filter is self-cleaning through the movement, when the central units starts / stops

Vacuum cleaning the easy way.


A central vacuum cleaner does just that. It is extremely quiet, odour free, lightweight and handy, turning a repetitive domestic chore into an agreeable easy-to-do job. With the central power unit (combined motor and dust container) stowed away on the loft, in the basement, or in some remote location where it bothers no one, it is out of the way, and the only thing you need to carry around when vacuuming is the hose itself.

A clever precaution against asthma, eczema and other allergies as all dust pick up is directed out of the rooms through the sealed tubes.

High performance in houses up to 500 sqm Nilfisk Supreme LCD is a central power unit with a LCD info center display, where information on status of the machine performance is displayed.



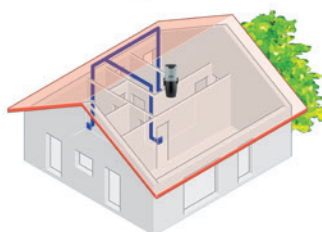
TECHNICAL DATA	NILFISK SUPREME LCD EU 50-60HZ 220-230V
Rated power (W)	1700
Vacuum (kPa)	30
Weight (kg)	6,5
Container capacity (l)	25
Dust bag capacity (l)	20
Suction power motor (W)	727
Height (cm)	80
Sound level	66
Width with handle (cm)	37
Airflow (l/sec.) measured at central unit	60
Depth w./ bracket (cm)	40
Fuse circuit (A)	10
Maximum house size (m ²)	500
Longest pipe line (m)	70
FEATURES	
Softstart	•
Low working sound level	•
Display on machine	•
On/off on machine	•
STANDARD EQUIPMENT	
BAG FILTER	140 8514 500
ITEM NO.	107404972



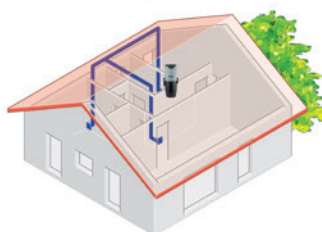
Central Vacuum Cleaner for houses up to 250 sqm

- Can be used with or without a bag
- Dust container with cyclone system
- Low working sound
- The central unit is equipped with start/stop function
- Build in soft start system
- The built in sack filter is self-cleaning through the movement, when the central units starts / stops

Vacuum cleaning the easy way.
 A central vacuum cleaner does just that. It is extremely quiet, odour free, lightweight and handy, turning a repetitive domestic chore into an agreeable easy-to-do job. With the central power unit (combined motor and dust container) stowed away on the loft, in the basement, or in some remote location where it bothers no one, it is out of the way, and the only thing you need to carry around, when vacuuming is the hose itself. A clever precaution against asthma, eczema and other allergies as all dust pick up is directed out of the rooms through the sealed tubes.
 The Supreme 250 central power unit gives you performance you need in a house up to 250 sqm or a pipe line of maximum 50 meters.



TECHNICAL DATA	NILFISK SUPREME 250 EU 50-60HZ 220-230V
Rated power (W)	1700
Vacuum (kPa)	30
Weight (kg)	6,5
Container capacity (l)	25
Dust bag capacity (l)	20
Suction power motor (W)	712
Height (cm)	80
Sound level	66
Width with handle (cm)	37
Airflow (l/sec.) measured at central unit	58
Depth w./ bracket (cm)	40
Fuse circuit (A)	10
Maximum house size (m ²)	250
Longest pipe line (m)	50
FEATURES	
Softstart	•
Low working sound level	•
On/off on machine	•
STANDARD EQUIPMENT	
BAG FILTER	140 8514 500
ITEM NO.	107404971



Central Vacuum Cleaner for houses up to 150 sqm

- Can be used with or without a bag
- Dust container with cyclone system
- Low working sound
- The central unit is equipped with start/stop function
- Build in soft start system
- The build in sack filter is self-cleaning through the movement, when the central units starts / stops

Vacuum cleaning the easy way. A central vacuum cleaner does just that. It is extremely quiet, odour free, lightweight and handy, turning a repetitive domestic chore into an agreeable easy-to-do job. With the central power unit (combined motor and dust container) stowed away on the loft, in the basement, or in some remote location where it bothers no one, it is out of the way, and the only thing you need to carry around, when vacuuming is the hose itself. A clever precaution against asthma, eczema and other allergies as all dust pick up is directed out of the rooms through the sealed tubes. The Supreme 150 central power unit gives you performance you need in a house up to 150 sqm or a pipe line of maximum 30 meters.



TECHNICAL DATA	NILFISK SUPREME 150 EU 50-60HZ 220-230V
Rated power (W)	1350
Vacuum (kPa)	30
Weight (kg)	6,5
Container capacity (l)	25
Dust bag capacity (l)	20
Suction power motor (W)	641
Height (cm)	80
Sound level	66
Width with handle (cm)	37
Airflow (l/sec.) measured at central unit	57
Depth w./ bracket (cm)	40
Fuse circuit (A)	10
Maximum house size (m ²)	150
Longest pipe line (m)	30
FEATURES	
Cyclone system	•
Softstart	•
Low working sound level	•
Self-cleaning filter	•
Use with or without bag	•
On/off on machine	•
STANDARD EQUIPMENT	
BAG FILTER	140 8514 500
ITEM NO.	107404970

		NILFISK ALL-IN-1 SUPREME 150 DELUXE EU	NILFISK ALL-IN-1 SUPREME 150 MAN EU	NILFISK ALL-IN-1 SUPREME 150 WIRELESS+EU	NILFISK ALL-IN-1 SUPREME 150 WIRELESS+EU	NILFISK ALL-IN-1 SUPREME 250 DELUXE EU	NILFISK ALL-IN-1 SUPREME 250 MAN EU	NILFISK ALL-IN-1 SUPREME 250 WIRELESS+EU	NILFISK ALL-IN-1 SUPREME 250 WIRELESS+EU	NILFISK ALL-IN-1 SUPREME LCD DELUXE EU	NILFISK ALL-IN-1 SUPREME LCD DELUXE EU	NILFISK ALL-IN-1 SUPREME LCD WIRELESS+EU	NILFISK SUPREME 100 EU 50-60HZ 220-230V	NILFISK SUPREME LCD EU 50-60HZ 220-230V	NILFISK SUPREME 250 EU 50-60HZ 220-230V	NILFISK SUPREME 150 EU 50-60HZ 220-230V	Item no.
Dust Bag and Filter																	
BAG FILTER		●	●	●	●	●	●	●	●	●	●	●	●	●	●	●	140 8514 500
DUST BAGS SMALL CV		●	●	●	●	●	●	●	●	●	●	●	○	○	○	○	107401158
Hose and Connection																	
	NILFISK CV HOSEKIT DELUXE 9M EU 433MHZ	●	○	○	○	●	○	○	○	○	○	○	○	○	○	○	107405106
	NILFISK CV HOSEKIT DELUXE 12M EU 433MHZ	○	○	○	○	○	○	○	○	○	●	○	○	○	○	○	107405109
	NILFISK CV HOSEKIT MANUAL 9M	○	●	○	○	○	●	○	○	○	○	○	○	○	○	○	107405104
	NILFISK CV HOSEKIT MANUAL 12M	○	○	○	○	○	○	○	○	○	○	○	○	○	○	○	107405107
	NILFISK CV HOSEKIT WIRELESS 9M EU 433MHZ	○	○	●	○	○	○	●	●	○	○	●	○	○	○	○	107405105
	NILFISK CV HOSEKIT WIRELESS 12M EU433MHZ	○	○	○	●	○	○	○	○	○	○	○	○	○	○	○	107405108
	NILFISK NEW TELESCOPIC TUBE	●	●	●	●	●	●	●	●	●	●	●	○	○	○	○	107408043
Nozzle - Vacuum																	
	NILFISK NEW BRUSH NOZZLE	●	●	●	●	●	●	●	●	●	●	●	○	○	○	○	107408040
	NILFISK NEW COMBI NOZZLE	●	●	●	●	●	●	●	●	●	●	●	○	○	○	○	107408042
	CREVICE NOZZLE	●	●	●	●	●	●	●	●	●	●	●	○	○	○	○	107408039
	NILFISK NEW UPHOLSTERY NOZZLE	●	●	●	●	●	●	●	●	●	●	●	○	○	○	○	107408041
Accessory																	
	ADAPTER FLOOR INLET	○	○	○	○	○	○	○	○	○	○	○	○	○	○	○	42000244
	FLOOR INLET CHROME	○	○	○	○	○	○	○	○	○	○	○	○	○	○	○	42000243
Hose and Connection																	
	HOSE FLEXIBLE 1 TO 6 M	○	○	○	○	○	○	○	○	○	○	○	○	○	○	○	42000122
Accessory																	
	VACPAN ALU	○	○	○	○	○	○	○	○	○	○	○	○	○	○	○	42000237

● Standard accessories
○ Supplementary accessories
□ Supplementary and mountable accessories



Accessory

VACPAN ALU WITH BEND AND TEE IN BAG

VACPAN BLACK

VACPAN WHITE

VACPAN WHITE WITH BEND AND TEE IN BAG

VACSOC HOSECOVER

Accessory Kit

3 INLET FITTINGS AND PIPES KIT

1 INLET FITTINGS AND PIPES KIT

3 INLET FITTINGS KIT

INSTALLATION KIT FOR VACPAN

NIFFSK ALL-IN-1 SUPREME 150 DELUXE EU	NIFFSK ALL-IN-1 SUPREME 150 MAN EU	NIFFSK ALL-IN-1 SUPREME 150 WIRELESS+EU	NIFFSK ALL-IN-1 SUPREME 150 WIRELESS+EU	NIFFSK ALL-IN-1 SUPREME 250 DELUXE EU	NIFFSK ALL-IN-1 SUPREME 250 MAN EU	NIFFSK ALL-IN-1 SUPREME 250 WIRELESS+EU	NIFFSK ALL-IN-1 SUPREME 250 WIRELESS+EU	NIFFSK ALL-IN-1 SUPREME LCD DELUXE EU	NIFFSK ALL-IN-1 SUPREME LCD DELUXE EU	NIFFSK ALL-IN-1 SUPREME LCD WIRELESS+EU	NIFFSK SUPREME 100 EU 50-60HZ 220-230V	NIFFSK SUPREME LCD EU 50-60HZ 220-230V	NIFFSK SUPREME 250 EU 50-60HZ 220-230V	NIFFSK SUPREME 150 EU 50-60HZ 220-230V
<input type="checkbox"/>	<input type="checkbox"/>	<input type="checkbox"/>	<input type="checkbox"/>	<input type="checkbox"/>	<input type="checkbox"/>	<input type="checkbox"/>	<input type="checkbox"/>	<input type="checkbox"/>	<input type="checkbox"/>	<input type="checkbox"/>	<input type="checkbox"/>	<input type="checkbox"/>	<input type="checkbox"/>	<input type="checkbox"/>

Item no.

42000238

42000235

42000233

42000234

42000303

42000202

42000200

42000205

42000484



Benefits with real value

Equipment is an investment, and Nilfisk Service protects that investment by maintaining the durability and performance of your Nilfisk machine.

With Nilfisk Service, you can:

- Maximize uptime with proactive maintenance and timely repairs and restoration
- Protect equipment value with documented service and Nilfisk-certified spare parts
- Keep maintenance costs low and predictable











With the goal of sustaining efficient performance and productivity over an entire equipment lifecycle, Nilfisk Service helps ensure the viability of your cleaning operation.

Global reach, local presence

Nilfisk is a global industry leader, but we take pride in solving local challenges – including yours. We know how important it is to maximize uptime, and we're committed to helping you achieve your business targets, no matter the scale of your operation.



Nilfisk offers three Service Solutions, each with a unique offering.

				
		STANDARD	PLUS	PREMIUM
		Professional maintenance	Optimized productivity	Maximized uptime
Optional / adjustable				
MAINTENANCE	Annual maintenance visits	1 	2 	2 
	Travel			
	Labor – planned maintenance			
REPAIRS	Response time	48H	48H	24H
	Travel	Discount		
	Labor – inspection & repair	Discount		
PARTS	Spare parts			
	Consumables		Discount	
	Batteries & chargers		Discount	
ADDITIONAL BENEFITS	Extended warranty			
	Service reports			
	Dedicated technician			
	Loan machine			
	Weekend coverage			

The conditions and specifics of each element included in Nilfisk Service Solutions may be subject to local availability.

A series of horizontal dotted lines spanning the width of the page, providing a template for writing or drawing.

A series of horizontal dotted lines spanning the width of the page, providing a guide for writing.

A series of horizontal dotted lines spanning the width of the page, providing a template for writing or drawing.

